

## BANK WISE NUMBER OF BRANCHES, DEPOSITIS &amp; ADVANCES AS ON 31/12/18

(Rs.in lac)

Sl.No	Name of the Bank	Rural	Semi-urban	Urban	Metro	Total br	Deposits	Advances	CD ratio %
1	Allahabad Bank	4	4	10	23	41	182404.00	577397.00	316.55%
2	Andhra Bank	182	171	78	216	647	5824264.56	5426615.33	93.17%
3	Bank Of Baroda	8	17	11	42	78	769001.76	1000122.81	130.05%
4	Bank of India	11	15	13	27	66	594532.00	1699802.00	285.91%
5	Bank of Maharashtra	5	0	7	15	27	164538.00	357798.00	217.46%
6	Canara Bank	49	43	21	79	192	1289371.15	2446374.85	189.73%
7	Central Bank of India	19	22	11	43	95	438484.21	883523.67	201.49%
8	Corporation Bank	19	23	14	28	84	409182.93	852718.90	208.40%
9	Dena Bank	4	2	4	16	26	104627.77	184663.39	176.50%
10	IDBI Bank	4	7	9	22	42	710294.36	765714.46	107.80%
11	Indian Bank	29	20	16	55	120	794265.68	988835.93	124.50%
12	Indian Overseas Bank	28	23	16	49	116	724456.99	1350644.51	186.44%
13	Oriental Bank of Commerce	1	6	7	35	49	478508.66	1030850.73	215.43%
14	Punjab National Bank	12	20	13	35	80	405143.00	1865667.00	460.50%
15	Punjab & Sind Bank	1	0	1	7	9	24983.95	371517.51	1487.02%
16	Syndicate Bank	45	17	17	105	184	569459.06	543661.23	95.47%
17	UCO Bank	3	6	7	22	38	121243.00	459747.00	379.19%
18	Union Bank Of India	21	16	9	32	78	587861.46	1147766.87	195.24%
19	United Bank of India	0	1	6	13	20	33918.96	208688.24	615.26%
20	Vijaya Bank	20	19	13	39	91	662718.56	934184.10	140.96%
21	State Bank of India	390	281	141	332	1144	13454109.00	11271687.00	83.78%
	<b>PUBLIC SECTOR BANKS TOTAL</b>	<b>855</b>	<b>713</b>	<b>424</b>	<b>1235</b>	<b>3227</b>	<b>28343369.06</b>	<b>34367980.53</b>	<b>121.26%</b>
22	Axis Bank	4	29	17	79	129	1933815.25	2391817.29	123.68%
23	Bhandhan Bank	0	6	0	13	19	33910.46	39996.72	117.95%
24	Catholic Syrian Bank	0	0	0	3	3	8692.56	12001.82	138.07%
25	City Union Bank	0	7	8	15	30	113701.49	174429.20	153.41%
26	Development Credit Bank	6	5	5	9	25	149659.68	134383.46	89.79%
27	Dhanalaxmi Bank	0	0	2	4	6	18478.00	15344.00	83.04%
28	Equitas Bank	0	0	0	6	6	8543.00	10706.00	125.32%
29	Federal Bank	0	0	1	15	16	90323.00	191860.00	212.42%
30	HDFC Bank	26	55	18	108	207	3738496.86	4005741.74	107.15%
31	ICICI Bank	44	32	18	94	188	2877116.73	2889703.30	100.44%
32	Indusind Bank	2	26	8	28	64	407653.59	982150.52	240.93%
33	Jammu & Kashmir Bank	0	0	3	0	3	6211.00	35495.00	571.49%
34	Karnataka Bank	0	0	6	18	24	117803.22	196954.44	167.19%
35	Karur Vysya Bank	2	20	11	26	59	486033.00	387096.00	79.64%
36	KBSLAB	1	11	1	1	14	8193.42	7680.53	93.74%
37	Laxmi Vilas Bank	6	12	12	21	51	188704.65	93792.09	49.70%
38	Ratnakar Bank	0	0	0	4	4	192417.95	231574.98	120.35%
39	South Indian Bank	19	4	3	14	40	150957.36	259020.56	171.59%
40	Kotak Mahindra Bank	15	12	15	42	84	943832.34	876910.51	92.91%
41	Yes Bank	0	2	1	16	19	705667.00	1279846.00	181.37%
42	Tamilnadu Mer. Bank	0	0	2	6	8	53199.00	75847.68	142.57%
	<b>PRIVATE SECTOR BANKS TOTAL</b>	<b>125</b>	<b>221</b>	<b>131</b>	<b>522</b>	<b>999</b>	<b>12233409.55</b>	<b>14292351.83</b>	<b>116.83%</b>
	<b>COMMERCIAL BANKS TOTAL</b>	<b>980</b>	<b>934</b>	<b>555</b>	<b>1757</b>	<b>4226</b>	<b>40576778.61</b>	<b>48660332.37</b>	<b>119.92%</b>
43	TS Co-op Apex Bank	183	92	62	49	386	792461.64	814507.15	102.78%
44	A P Mahesh Co-op Bank	0	0	3	35	38	223455.74	116989.47	52.35%
	<b>Co-OPERATIVE BANKS TOTAL</b>	<b>183</b>	<b>92</b>	<b>65</b>	<b>84</b>	<b>424</b>	<b>1015917.38</b>	<b>931496.62</b>	<b>91.69%</b>
45	APGVB	312	138	37	6	493	963280.00	1169140.04	121.37%
46	Telangana Grameena Bank	302	66	33	13	414	747661.50	664999.86	88.94%
	<b>REGIONAL RURAL BANKS TOTAL</b>	<b>614</b>	<b>204</b>	<b>70</b>	<b>19</b>	<b>907</b>	<b>1710941.50</b>	<b>1834139.90</b>	<b>107.20%</b>
47	APSFC	0	0	12	0	12	0.00	127815.04	#DIV/0!
	<b>OTHERS TOTAL</b>	<b>0</b>	<b>0</b>	<b>12</b>	<b>0</b>	<b>12</b>	<b>0.00</b>	<b>127815.04</b>	<b>0.00%</b>
	<b>GRAND TOTAL</b>	<b>1777</b>	<b>1230</b>	<b>702</b>	<b>1860</b>	<b>5569</b>	<b>43303637.49</b>	<b>51553783.93</b>	<b>119.05%</b>

## ANNEXURE 2

## DISTRICTS WISE NUMBER OF BRANCHES AS ON 31/12/18

(Rs. In lac)

Sl.No	Name of the District	Rural	Semi-urban	Urban	Metro	Total brs	Deposits	Advances	CD Ratio %
1	Adilabad	38	17	32	0	87	188037.51	296275.68	157.56%
2	Bhadradri	60	81	1	0	142	810031.72	810937.37	100.11%
3	Hyderabad	7	8	15	1011	1041	20521832.18	32174661.49	156.78%
4	Jagtial	74	38	21	1	134	608827.78	390519.51	64.14%
5	Jangaon	42	33	1	0	76	260241.60	316845.96	121.75%
6	Jayashankar	41	13	1	0	55	100916.02	135811.44	134.58%
7	Jogulamba	24	25	0	0	49	88451.99	146562.74	165.70%
8	Kamareddy	87	52	3	0	142	327525.97	364069.00	111.16%
9	Karimnagar	80	45	89	0	214	1018400.43	805507.00	79.10%
10	Khammam	90	51	74	0	215	673463.11	880586.06	130.75%
11	Komarambhim	29	10	2	0	41	142297.76	88918.26	62.49%
12	Mahabubabad	19	30	0	0	49	95101.61	143761.77	151.17%
13	Mahabubnagar	58	36	46	0	140	294668.05	474830.22	161.14%
14	Mancherial	45	53	10	0	108	490177.26	314417.09	64.14%
15	Medak	50	36	2	58	146	136117.20	447981.41	329.11%
16	Medchal	60	68	24	312	464	4727643.57	3047535.73	64.46%
17	Nagarkurnool	44	27	0	0	71	128575.86	215681.67	167.75%
18	Nalgonda	109	56	76	0	241	773679.26	988850.14	127.81%
19	Nirmal	49	36	6	0	91	262689.92	296059.50	112.70%
20	Nizamabad	150	43	66	0	259	652005.39	727706.54	111.61%
21	Peddapalli	33	25	15	0	73	325387.07	160251.20	49.25%
22	Rajanna	31	23	2	0	56	162682.48	120497.33	74.07%
23	Rangareddy	136	69	18	451	674	6856625.61	4551571.80	66.38%
24	Sangareddy	88	101	2	23	214	799213.26	805745.17	100.82%
25	Siddipet	66	60	3	4	133	575173.76	495564.20	86.16%
26	Suryapet	47	48	25	0	120	211618.42	388632.86	183.65%
27	Vikarabad	56	37	2	0	95	183775.69	251338.06	136.76%
28	Wanaparthy	28	36	0	0	64	209098.33	243938.65	116.66%
29	Warangal Rural	35	15	33	0	83	341994.44	353812.02	103.46%
30	Warangal	32	9	129	0	170	1045409.46	749081.50	71.65%
31	Yadadri	69	49	4	0	122	291974.79	365832.58	125.30%
	<b>Total</b>	<b>1777</b>	<b>1230</b>	<b>702</b>	<b>1860</b>	<b>5569</b>	<b>43303637.49</b>	<b>51553783.93</b>	<b>119.05%</b>

## BANK-WISE PRIORITY SECTOR ADVANCES (AGRICULTURE, MICRO, SMALL &amp; OTHER PRIORITY SECTOR ADVANCES) AS ON 31/12/18 (Rs. In lac)

Sl.No	Name of the Bank	ADVANCES	Total Agri. Advances		Micro, Small, Medium Enterprises Advances	Others under Priority Sector	Export Credit	Total Priority Sector Advances	
			Amount	% to Total Advances				Amount	% to Total Advances
1	Allahabad Bank	577397.00	14010.99	2.43	50938.00	29682.01	0.00	94631.00	16.39
2	Andhra Bank	5426615.33	906412.39	16.70	724599.81	283013.88	0.00	1914026.08	35.27
3	Bank Of Baroda	1000122.81	110139.26	11.01	95248.00	50144.00	0.00	255531.26	25.55
4	Bank of India	1699802.00	48345.88	2.84	166580.30	53013.81	344.87	268284.86	15.78
5	Bank of Maharashtra	357798.00	39391.00	11.01	42103.00	24399.00	142.00	106035.00	29.64
6	Canara Bank	2446374.85	307183.30	12.56	394508.60	49345.47	0.00	751037.37	30.70
7	Central Bank of India	883523.67	89171.52	10.09	59808.77	41836.09	0.00	190816.38	21.60
8	Corporation Bank	852718.90	60327.86	7.07	67131.99	144725.04	0.00	272184.89	31.92
9	Dena Bank	184663.39	21176.00	11.47	19093.08	6629.10	0.00	46898.18	25.40
10	IDBI Bank	765714.46	25079.34	3.28	91972.16	93849.46	0.00	210900.96	27.54
11	Indian Bank	988835.93	206716.43	20.91	14749.45	38068.96	0.00	259534.84	26.25
12	Indian Overseas Bank	1350644.51	190452.51	14.10	126471.48	65742.52	0.00	382666.51	28.33
13	Oriental Bank of Commerce	1030850.73	12737.79	1.24	56003.26	23868.80	0.00	92609.85	8.98
14	Punjab National Bank	1865667.00	58259.00	3.12	119739.00	33095.00	1147.00	212240.00	11.38
15	Punjab & Sind Bank	371517.51	134.35	0.04	2060.08	6526.67	0.00	8721.10	2.35
16	Syndicate Bank	543661.23	192332.71	35.38	119437.33	41838.10	0.00	353608.14	65.04
17	UCO Bank	459747.00	23719.84	5.16	73389.00	51152.16	0.00	148261.00	32.25
18	Union Bank Of India	1147766.87	151837.23	13.23	230726.84	136819.05	0.00	519383.12	45.25
19	United Bank of India	208688.24	387.19	0.19	10937.42	14817.00	0.00	26141.61	12.53
20	Vijaya Bank	934184.10	79576.28	8.52	55989.58	39206.71	0.00	174772.57	18.71
21	State Bank of India	11271687.00	1507413.00	13.37	1256680.00	1427390.00	11363.00	4202846.00	37.29
	<b>PUBLIC SECTOR BANKS TOTAL</b>	<b>34367980.53</b>	<b>4044803.87</b>	<b>11.77</b>	<b>3778167.15</b>	<b>2655162.83</b>	<b>12996.87</b>	<b>10491130.72</b>	<b>30.53</b>
22	Axis Bank	2391817.29	101927.67	4.26	177633.94	138258.62	0.00	417820.23	17.47
23	Bhandhan Bank	39996.72	18.27	0.05	1946.00	37422.46	0.00	39386.73	98.47
24	Catholic Syrian Bank	12001.82	334.87	2.79	264.01	415.56	0.00	1014.44	8.45
25	City Union Bank	174429.20	16645.73	9.54	52597.79	3285.37	0.00	72528.89	41.58
26	Development Credit Bank	134383.46	10595.98	7.88	33846.94	8150.96	0.00	52593.88	39.14
27	Dhanalaxmi Bank	15344.00	2379.38	15.51	1229.65	2652.86	0.00	6261.89	40.81
28	Equitas Bank	10706.00	155.00	1.45	9431.00	18.00	0.00	9604.00	89.71
29	Federal Bank	191860.00	6376.00	3.32	17432.00	11553.00	0.00	35361.00	18.43
30	HDFC Bank	4005741.74	252448.39	6.30	485286.51	117483.28	0.00	855218.18	21.35
31	ICICI Bank	2889703.30	217380.19	7.52	325540.91	174058.06	896.57	717875.73	24.84
32	Indusind Bank	982150.52	64459.78	6.56	124553.51	2714.56	0.00	191727.85	19.52
33	Jammu & Kashmir Bank	35495.00	130.00	0.37	959.67	1010.33	0.00	2100.00	5.92
34	Karnataka Bank	196954.44	14011.83	7.11	44358.18	15471.65	0.00	73841.66	37.49
35	Karur Vysya Bank	387096.00	35570.00	9.19	76417.00	9897.00	0.00	121884.00	31.49
36	KBSLAB	7680.53	2200.14	28.65	3425.07	182.06	0.00	5807.27	75.61
37	Laxmi Vilas Bank	93792.09	6223.53	6.64	17456.74	2048.05	0.00	25728.31	27.43
28	Ratnakar Bank	231574.98	14724.42	6.36	58123.26	183.33	0.00	73031.01	31.54
39	South Indian Bank	259020.56	16288.72	6.29	44065.59	6652.29	0.00	67006.60	25.87
40	Kotak Mahindra Bank	876910.51	80892.17	9.22	180264.69	6262.92	1027.40	268447.19	30.61
41	Yes Bank	1279846.00	95625.00	7.47	135108.00	9172.00	0.00	239905.00	18.74
42	Tamilnadu Mer. Bank	75847.68	4484.70	5.91	11000.35	951.77	0.00	16436.82	21.67
	<b>PRIVATE SECTOR BANKS TOTAL</b>	<b>14292351.83</b>	<b>942871.77</b>	<b>6.60</b>	<b>1800940.81</b>	<b>547844.15</b>	<b>1923.97</b>	<b>3293580.69</b>	<b>23.04</b>
	<b>COMMERCIAL BANKS TOTAL</b>	<b>48660332.37</b>	<b>4987675.64</b>	<b>10.25</b>	<b>5579107.95</b>	<b>3203006.97</b>	<b>14920.84</b>	<b>13784711.40</b>	<b>28.33</b>
43	TS Co-op Apex Bank	814507.15	545051.49	66.92	6939.75	80613.63	0.00	632604.87	77.67
44	A P Mahesh Co-op Bank	116989.47	0.00	0.00	67439.80	11574.17	0.00	79013.97	67.54
	<b>Co-OPERATIVE BANKS TOTAL</b>	<b>931496.62</b>	<b>545051.49</b>	<b>58.51</b>	<b>74379.55</b>	<b>92187.80</b>	<b>0.00</b>	<b>711618.84</b>	<b>76.40</b>
45	APGVB	1169140.04	782568.63	66.94	89493.55	142339.64	0.00	1014401.82	86.76
46	Telangana Grameena Bank	664999.86	479884.54	72.16	55159.89	54900.96	0.00	589945.39	88.71
	<b>REGIONAL RURAL BANKS TOTAL</b>	<b>1834139.90</b>	<b>1262453.17</b>	<b>68.83</b>	<b>144653.44</b>	<b>197240.60</b>	<b>0.00</b>	<b>1604347.21</b>	<b>87.47</b>
47	APSCF	127815.04	0.00	0.00	118071.37	0.00	0.00	118071.37	92.38
	<b>OTHERS TOTAL</b>	<b>127815.04</b>	<b>0.00</b>	<b>0.00</b>	<b>118071.37</b>	<b>0.00</b>	<b>0.00</b>	<b>118071.37</b>	<b>92.38</b>
	<b>GRAND TOTAL</b>	<b>51553783.93</b>	<b>6795180.30</b>	<b>13.18</b>	<b>5916212.31</b>	<b>3492435.37</b>	<b>14920.84</b>	<b>16218748.82</b>	<b>31.46</b>

## DISTRICT-WISE PRIORITY SECTOR ADVANCES (AGRICULTURE, MICRO, SMALL &amp; OTHER PRIORITY SECTOR ADVANCES) AS ON 31/12/2018 (Rs. In lac)

Sl.No	Name of the District	TOTAL ADVANCES	Total Direct Agri. Advances		Micro, Small & Medium Enterprises Advances		Others under Priority Sector Advances		Export	Total Priority Sector Advances	
			Amount	% to Total Advances	Amount	% to Total Advances	Amount	% to Total Advances		Amount	% to Total Advances
1	Adilabad	296275.68	113307.54	38.24	56397.06	19.04	26637.92	8.99	0.00	196342.52	66.27
2	Bhadrachari	810937.37	182377.74	22.49	45885.32	5.66	29566.84	3.65	0.00	257829.89	31.79
3	Hyderabad	32174661.49	895528.66	2.78	3039063.28	9.45	1501271.13	4.67	14820.84	5450683.90	16.94
4	Jagtial	390519.51	211327.33	54.11	60179.43	15.41	36664.52	9.39	0.00	308171.29	78.91
5	Jangaon	316845.96	168311.17	53.12	35402.68	11.17	27071.16	8.54	0.00	230785.00	72.84
6	Jayashankar	135811.44	97466.08	71.77	16389.86	12.07	11934.37	8.79	0.00	125790.31	92.62
7	Jogulamba	146562.74	88565.13	60.43	18945.84	12.93	7096.64	4.84	0.00	114607.61	78.20
8	Kamareddy	364069.00	225241.32	61.87	62240.45	17.10	18019.34	4.95	0.00	305501.11	83.91
9	Karimnagar	805507.00	275784.77	34.24	170911.07	21.22	53403.64	6.63	0.00	500099.47	62.09
10	Khammam	880586.06	362578.99	41.17	137584.92	15.62	102241.97	11.61	0.00	602405.88	68.41
11	Komaram Bhim	88918.26	62274.74	70.04	17816.25	20.04	5812.46	6.54	0.00	85903.45	96.61
12	Mahabubabad	143761.77	97000.45	67.47	16451.72	11.44	14447.78	10.05	0.00	127899.95	88.97
13	Mahabubnagar	474830.22	212008.91	44.65	85013.03	17.90	54498.77	11.48	0.00	351520.72	74.03
14	Mancherial	314417.09	130565.94	41.53	58936.03	18.74	39587.17	12.59	0.00	229089.14	72.86
15	Medak	447981.41	131549.67	29.36	50180.21	11.20	19205.93	4.29	0.00	200935.81	44.85
16	Medchal	3047535.73	247624.23	8.13	528670.19	17.35	296577.60	9.73	100.00	1072972.03	35.21
17	Nagarkurnool	215681.67	144765.54	67.12	25270.49	11.72	16063.23	7.45	0.00	186099.25	86.28
18	Nalgonda	988850.14	433958.08	43.89	162311.05	16.41	129548.90	13.10	0.00	725818.03	73.40
19	Nirmal	296059.50	164338.17	55.51	48199.05	16.28	14521.11	4.90	0.00	227058.33	76.69
20	Nizamabad	727706.54	340256.27	46.76	133599.10	18.36	98795.43	13.58	0.00	572650.81	78.69
21	Peddapalli	160251.20	96537.89	60.24	20863.91	13.02	19177.93	11.97	0.00	136579.73	85.23
22	Rajanna	120497.33	75387.65	62.56	16476.25	13.67	16747.21	13.90	0.00	108611.12	90.14
23	Rangareddy	4551571.80	620230.87	13.63	493208.39	10.84	443847.90	9.75	0.00	1557287.16	34.21
24	Sangareddy	805745.17	259310.49	32.18	112568.11	13.97	143052.94	17.75	0.00	514931.55	63.91
25	Siddipet	495564.20	203312.19	41.03	62898.64	12.69	66867.52	13.49	0.00	333078.34	67.21
26	Suryapet	388632.86	199073.96	51.22	67078.32	17.26	37301.97	9.60	0.00	303454.25	78.08
27	Vikarabad	251338.06	139670.09	55.57	40474.00	16.10	31795.96	12.65	0.00	211940.05	84.32
28	Wanaparthy	243938.65	111034.88	45.52	39179.02	16.06	40409.40	16.57	0.00	190623.30	78.14
29	Warangal Rural	353812.02	111071.08	31.39	21638.37	6.12	12039.48	3.40	0.00	144748.93	40.91
30	Warangal	749081.50	229083.62	30.58	224012.87	29.91	123817.37	16.53	0.00	576913.86	77.02
31	Yadadri	365832.58	165636.88	45.28	48367.42	13.22	54411.77	14.87	0.00	268416.04	73.37
	<b>Total</b>	<b>51553783.93</b>	<b>6795180.33</b>	<b>13.18</b>	<b>5916212.32</b>	<b>11.48</b>	<b>3492435.35</b>	<b>6.77</b>	<b>14920.84</b>	<b>16218748.82</b>	<b>31.46</b>

SLBC TELANGANA

CONVENOR : 

ANNEXURE 5

(Rs. In lac)

BANK-WISE AGRICULTURAL ADVANCES (DIRECT & INDIRECT ) AS ON 31/12/18

Sl.No	Name of the Bank	ADVANCES	Short Term Crop Productions Loans		Agriculture Term Loans		Other Term Loans : Agriculture Infrastructure		Other Terms Loans: Ancillary Activities	
			Amount	% to Total Advances	Amount	% to Total Advances	Amount	% to Total Advances	Amount	% to Total Advances
1	Allahabad Bank	577397.00	8450.36	1.46	5560.63	0.96	0.00	0.00	0.00	0.00
2	Andhra Bank	5426615.33	696973.85	12.84	89790.19	1.65	18909.11	0.35	100739.24	1.86
3	Bank Of Baroda	1000122.81	64482.25	6.45	10344.00	1.03	120.00	0.01	35193.01	3.52
4	Bank of India	1699802.00	12704.15	0.75	13823.58	0.81	992.95	0.06	20825.20	1.23
5	Bank of Maharashtra	357798.00	15845.00	4.43	9238.00	2.58	0.00	0.00	14308.00	4.00
6	Canara Bank	2446374.85	179050.35	7.32	69531.73	2.84	34633.29	1.42	23967.93	0.98
7	Central Bank of India	883523.67	60730.00	6.87	8222.52	0.93	563.00	0.06	19656.00	2.22
8	Corporation Bank	852718.90	30100.77	3.53	11620.11	1.36	11487.21	1.35	7119.77	0.83
9	Dena Bank	184663.39	1744.75	0.94	0.00	0.00	0.00	0.00	19431.25	10.52
10	IDBI Bank	765714.46	19290.45	2.52	5665.18	0.74	68.24	0.01	55.47	0.01
11	Indian Bank	988835.93	83859.07	8.48	122857.36	12.42	0.00	0.00	0.00	0.00
12	Indian Overseas Bank	1350644.51	71348.58	5.28	110841.41	8.21	6452.85	0.48	1809.67	0.13
13	Oriental Bank of Commerce	1030850.73	2367.61	0.23	0.00	0.00	168.48	0.02	10201.70	0.99
14	Punjab National Bank	1865667.00	21225.00	1.14	19960.00	1.07	3206.00	0.17	13868.00	0.74
15	Punjab & Sind Bank	371517.51	1.09	0.00	133.26	0.04	0.00	0.00	0.00	0.00
16	Syndicate Bank	543661.23	149144.91	27.43	31213.27	5.74	143.70	0.03	11830.83	2.18
17	UCO Bank	459747.00	13816.63	3.01	7199.61	1.57	0.00	0.00	2703.60	0.59
18	Union Bank Of India	1147766.87	94101.62	8.20	43500.44	3.79	3868.74	0.34	10366.43	0.90
19	United Bank of India	208688.24	152.44	0.07	234.76	0.11	0.00	0.00	0.00	0.00
20	Vijaya Bank	934184.10	52582.96	5.63	26993.32	2.89	0.00	0.00	0.00	0.00
21	State Bank of India	11271687.00	1391709.00	12.35	88493.00	0.79	638.00	0.01	26573.00	0.24
	<b>PUBLIC SECTOR BANKS TOTAL</b>	<b>34367980.53</b>	<b>2969680.83</b>	<b>8.64</b>	<b>675222.37</b>	<b>49.54</b>	<b>81251.57</b>	<b>0.24</b>	<b>318649.10</b>	<b>0.93</b>
22	Axis Bank	2391817.29	36702.86	1.53	65224.81	2.73	0.00	0.00	0.00	0.00
23	Bhandhan Bank	39996.72	0.00	0.00	18.27	0.05	0.00	0.00	0.00	0.00
24	Catholic Syrian Bank	12001.82	198.58	1.65	136.29	1.14	0.00	0.00	0.00	0.00
25	City Union Bank	174429.20	7938.80	4.55	1574.63	0.90	2475.84	1.42	4656.46	2.67
26	Development Credit Bank	134383.46	5996.33	4.46	3072.80	2.29	0.00	0.00	1526.84	1.14
27	Dhanalaxmi Bank	15344.00	2379.38	15.51	0.00	0.00	0.00	0.00	0.00	0.00
28	Equitas Bank	10706.00	0.00	0.00	155.00	1.45	0.00	0.00	0.00	0.00
29	Federal Bank	191860.00	4823.00	2.51	1147.00	0.60	0.00	0.00	406.00	0.21
30	HDFC Bank	4005741.74	81643.48	2.04	105010.06	2.62	14272.70	0.36	51522.15	1.29
31	ICICI Bank	2889703.30	96028.56	3.32	121351.63	4.20	0.00	0.00	0.00	0.00
32	Indusind Bank	982150.52	0.00	0.00	59515.37	6.06	853.27	0.09	4091.13	0.42
33	Jammu & Kashmir Bank	35495.00	0.00	0.00	0.00	0.00	0.00	0.00	130.00	0.37
34	Karnataka Bank	196954.44	5157.05	2.62	2922.35	1.48	3187.21	1.62	2745.22	1.39
35	Karur Vysya Bank	387096.00	21988.00	5.68	3100.00	0.80	386.00	0.10	10096.00	2.61
36	KBSLAB	7680.53	698.57	9.10	1501.56	19.55	0.00	0.00	0.00	0.00
37	Laxmi Vilas Bank	93792.09	5870.68	6.26	352.85	0.38	0.00	0.00	0.00	0.00
38	Ratnakar Bank	231574.98	1701.05	0.73	202.57	0.09	0.00	0.00	12820.80	5.54
39	South Indian Bank	259020.56	18.67	0.01	16270.05	6.28	0.00	0.00	0.00	0.00
40	Kotak Mahindra Bank	876910.51	2236.55	0.26	44381.39	5.06	3738.60	0.43	30535.63	3.48
41	Yes Bank	1279846.00	947.00	0.07	2625.00	0.21	10572.00	0.83	81481.00	6.37
42	Tamilnadu Mer. Bank	75847.68	1476.89	1.95	509.85	0.67	0.00	0.00	2497.96	3.29
	<b>PRIVATE SECTOR BANKS TOTAL</b>	<b>14292351.83</b>	<b>275805.46</b>	<b>1.93</b>	<b>429071.49</b>	<b>3.00</b>	<b>35485.62</b>	<b>0.25</b>	<b>202509.20</b>	<b>1.42</b>
	<b>COMMERCIAL BANKS TOTAL</b>	<b>48660332.37</b>	<b>3245486.29</b>	<b>6.67</b>	<b>1104293.86</b>	<b>2.27</b>	<b>116737.19</b>	<b>0.24</b>	<b>521158.30</b>	<b>1.07</b>
43	TS Co-op Apex Bank	814507.15	345180.12	42.38	198204.85	24.33	1419.37	0.17	247.15	0.03
44	A P Mahesh Co-op Bank	116989.47	0.00	0.00	0.00	0.00	0.00	0.00	0.00	0.00
	<b>Co-OPERATIVE BANKS TOTAL</b>	<b>931496.62</b>	<b>345180.12</b>	<b>37.06</b>	<b>198204.85</b>	<b>21.28</b>	<b>1419.37</b>	<b>0.15</b>	<b>247.15</b>	<b>0.03</b>
45	APGVB	1169140.04	507984.13	43.45	274584.50	23.49	0.00	0.00	0.00	0.00
46	Telangana Grameena Bank	664999.86	470254.28	70.71	9630.26	1.45	0.00	0.00	0.00	0.00
	<b>REGIONAL RURAL BANKS TOTAL</b>	<b>1834139.90</b>	<b>978238.41</b>	<b>53.33</b>	<b>284214.76</b>	<b>15.50</b>	<b>0.00</b>	<b>0.00</b>	<b>0.00</b>	<b>0.00</b>
47	APSFC	127815.04	0.00	0.00	0.00	0.00	0.00	0.00	0.00	0.00
	<b>OTHERS TOTAL</b>	<b>127815.04</b>	<b>0.00</b>	<b>0.00</b>	<b>0.00</b>	<b>0.00</b>	<b>0.00</b>	<b>0.00</b>	<b>0.00</b>	<b>0.00</b>
	<b>GRAND TOTAL</b>	<b>51553783.93</b>	<b>4568904.82</b>	<b>8.86</b>	<b>1586713.47</b>	<b>3.08</b>	<b>118156.56</b>	<b>0.23</b>	<b>521405.45</b>	<b>1.01</b>

## BANK-WISE AGRICULTURAL ADVANCIBANK-WISE AGRICULTURAL ADVANCES (DIRECT &amp; INDIRECT ) AS ON 31/12/18

(Rs. In lac)

Sl.No	Name of the Bank	Total Agri. Term Loans		Total Direct Agri. Loans		Indirect Agri. Advances		Toal Direct Agri & Indirect Agri Loan	
		Amount	% to Total Advances	Amount	% to Total Advances	Amount	% to Total Advances	Amount	% to Total Advances
1	Allahabad Bank	5560.63	0.96	14010.99	2.43	0.00	0.00	14010.99	2.43
2	Andhra Bank	209438.54	3.86	906412.39	16.70	41297.58	0.76	947709.97	17.46
3	Bank Of Baroda	45657.01	4.57	110139.26	11.01	0.00	0.00	110139.26	11.01
4	Bank of India	35641.73	2.10	48345.88	2.84	0.00	0.00	48345.88	2.84
5	Bank of Maharashtra	23546.00	6.58	39391.00	11.01	0.00	0.00	39391.00	11.01
6	Canara Bank	128132.95	5.24	307183.30	12.56	419.87	0.02	307603.17	12.57
7	Central Bank of India	28441.52	3.22	89171.52	10.09	0.00	0.00	89171.52	10.09
8	Corporation Bank	30227.09	3.54	60327.86	7.07	0.00	0.00	60327.86	7.07
9	Dena Bank	19431.25	10.52	21176.00	11.47	0.00	0.00	21176.00	11.47
10	IDBI Bank	5788.89	0.76	25079.34	3.28	0.00	0.00	25079.34	3.28
11	Indian Bank	122857.36	12.42	206716.43	20.91	0.00	0.00	206716.43	20.91
12	Indian Overseas Bank	119103.93	8.82	190452.51	14.10	0.00	0.00	190452.51	14.10
13	Oriental Bank of Commerce	10370.18	1.01	12737.79	1.24	33817.37	3.28	46555.16	4.52
14	Punjab National Bank	37034.00	1.99	58259.00	3.12	917340.00	49.17	975599.00	52.29
15	Punjab & Sind Bank	133.26	0.04	134.35	0.04	0.00	0.00	134.35	0.04
16	Syndicate Bank	43187.80	7.94	192332.71	35.38	0.00	0.00	192332.71	35.38
17	UCO Bank	9903.21	2.15	23719.84	5.16	0.00	0.00	23719.84	5.16
18	Union Bank Of India	57735.61	5.03	151837.23	13.23	0.00	0.00	151837.23	13.23
19	United Bank of India	234.76	0.11	387.19	0.19	6431.69	3.08	6818.88	3.27
20	Vijaya Bank	26993.32	2.89	79576.28	8.52	0.00	0.00	79576.28	8.52
21	State Bank of India	115704.00	1.03	1507413.00	13.37	43636.00	0.39	1551049.00	13.76
	<b>PUBLIC SECTOR BANKS TOTAL</b>	<b>1075123.04</b>	<b>3.13</b>	<b>4044803.87</b>	<b>11.77</b>	<b>1042942.51</b>	<b>3.03</b>	<b>5087746.38</b>	<b>14.80</b>
22	Axis Bank	65224.81	2.73	101927.67	4.26	0.00	0.00	101927.67	4.26
23	Bhandhan Bank	18.27	0.05	18.27	0.05	0.00	0.00	18.27	0.05
24	Catholic Syrian Bank	136.29	1.14	334.87	2.79	0.00	0.00	334.87	2.79
25	City Union Bank	8706.93	4.99	16645.73	9.54	0.00	0.00	16645.73	9.54
26	Development Credit Bank	4599.64	3.42	10595.98	7.88	475.60	0.35	11071.58	8.24
27	Dhanalaxmi Bank	0.00	0.00	2379.38	15.51	0.00	0.00	2379.38	15.51
28	Equitas Bank	155.00	1.45	155.00	1.45	0.00	0.00	155.00	1.45
29	Federal Bank	1553.00	0.81	6376.00	3.32	0.00	0.00	6376.00	3.32
30	HDFC Bank	170804.91	4.26	252448.39	6.30	0.00	0.00	252448.39	6.30
31	ICICI Bank	121351.63	4.20	217380.19	7.52	0.00	0.00	217380.19	7.52
32	Indusind Bank	64459.78	6.56	64459.78	6.56	0.00	0.00	64459.78	6.56
33	Jammu & Kashmir Bank	130.00	0.37	130.00	0.37	0.00	0.00	130.00	0.37
34	Karnataka Bank	8854.78	4.50	14011.83	7.11	0.00	0.00	14011.83	7.11
35	Karur Vysya Bank	13582.00	3.51	35570.00	9.19	18427.00	4.76	53997.00	13.95
36	KBSLAB	1501.56	19.55	2200.14	28.65	0.00	0.00	2200.14	28.65
37	Laxmi Vilas Bank	352.85	0.38	6223.53	6.64	0.00	0.00	6223.53	6.64
38	Ratnakar Bank	13023.37	5.62	14724.42	6.36	0.00	0.00	14724.42	6.36
39	South Indian Bank	16270.05	6.28	16288.72	6.29	0.00	0.00	16288.72	6.29
40	Kotak Mahindra Bank	78655.62	8.97	80892.17	9.22	0.00	0.00	80892.17	9.22
41	Yes Bank	94678.00	7.40	95625.00	7.47	0.00	0.00	95625.00	7.47
42	Tamilnadu Mer. Bank	3007.81	3.97	4484.70	5.91	0.00	0.00	4484.70	5.91
	<b>PRIVATE SECTOR BANKS TOTA</b>	<b>667066.31</b>	<b>4.67</b>	<b>942871.77</b>	<b>6.60</b>	<b>18902.60</b>	<b>0.13</b>	<b>961774.37</b>	<b>6.73</b>
	<b>COMMERCIAL BANKS TOTAL</b>	<b>1742189.35</b>	<b>3.58</b>	<b>4987675.64</b>	<b>10.25</b>	<b>1061845.11</b>	<b>2.18</b>	<b>6049520.75</b>	<b>12.43</b>
43	TS Co-op Apex Bank	199871.37	24.54	545051.49	66.92	10797.72	1.33	555849.21	68.24
44	A P Mahesh Co-op Bank	0.00	0.00	0.00	0.00	0.00	0.00	0.00	0.00
	<b>Co-OPERATIVE BANKS TOTAL</b>	<b>199871.37</b>	<b>21.46</b>	<b>545051.49</b>	<b>58.51</b>	<b>10797.72</b>	<b>1.16</b>	<b>555849.21</b>	<b>59.67</b>
45	APGVB	274584.50	23.49	782568.63	66.94	0.00	0.00	782568.63	66.94
46	Telangana Grameena Bank	9630.26	1.45	479884.54	72.16	0.00	0.00	479884.54	72.16
	<b>REGIONAL RURAL BANKS TOT</b>	<b>284214.76</b>	<b>15.50</b>	<b>1262453.17</b>	<b>68.83</b>	<b>0.00</b>	<b>0.00</b>	<b>1262453.17</b>	<b>68.83</b>
47	APSFC	0.00	0.00	0.00	0.00	0.00	0.00	0.00	0.00
	<b>OTHERS TOTAL</b>	<b>0.00</b>	<b>0.00</b>	<b>0.00</b>	<b>0.00</b>	<b>0.00</b>	<b>0.00</b>	<b>0.00</b>	<b>0.00</b>
	<b>GRAND TOTAL</b>	<b>2226275.48</b>	<b>4.32</b>	<b>6795180.30</b>	<b>13.18</b>	<b>1072642.83</b>	<b>2.08</b>	<b>7867823.13</b>	<b>15.26</b>


## ANNEXURE 6

## DISTRICT -WISE AGRICULTURAL ADVANCES (DIRECT &amp; INDIRECT) AS ON 31/12/18

(Rs. In lac)

Sl.No	Name of the District	ADVANCES	Direct Finance to Agriculture		In-Direct Finance to Agriculture		Total Agriculture Advances (Direct +	
			Amount	% to Total Advances	Amount	% to Total Advances	Amount	% to Total Advances
1	Adilabad	296275.68	113307.54	38.24	16188.36	5.46	129495.90	43.71
2	Bhadradri	810937.37	182377.74	22.49	26056.48	3.21	208434.22	25.70
3	Hyderabad	32174661.49	895528.66	2.78	127945.05	0.40	1023473.71	3.18
4	Jagtial	390519.51	211327.33	54.11	30192.54	7.73	241519.87	61.85
5	Jangaon	316845.96	168311.17	53.12	24046.78	7.59	192357.95	60.71
6	Jayashankar	135811.44	97466.08	71.77	13925.07	10.25	111391.15	82.02
7	Jogulamba	146562.74	88565.13	60.43	12653.39	8.63	101218.51	69.06
8	Kamareddy	364069.00	225241.32	61.87	32180.45	8.84	257421.77	70.71
9	Karimnagar	805507.00	275784.77	34.24	39401.64	4.89	315186.40	39.13
10	Khammam	880586.06	362578.99	41.17	51802.01	5.88	414381.01	47.06
11	Komaram Bhim	88918.26	62274.74	70.04	8897.25	10.01	71171.99	80.04
12	Mahabubabad	143761.77	97000.45	67.47	13858.55	9.64	110859.00	77.11
13	Mahabubnagar	474830.22	212008.91	44.65	30289.92	6.38	242298.83	51.03
14	Mancherial	314417.09	130565.94	41.53	18654.08	5.93	149220.02	47.46
15	Medak	447981.41	131549.67	29.36	18794.63	4.20	150344.30	33.56
	Medchal	3047535.73	247624.23	8.13	35378.32	1.16	283002.55	9.29
17	Nagarkurnool	215681.67	144765.54	67.12	20682.79	9.59	165448.33	76.71
18	Nalgonda	988850.14	433958.08	43.89	62000.01	6.27	495958.10	50.16
19	Nirmal	296059.50	164338.17	55.51	23479.15	7.93	187817.32	63.44
20	Nizamabad	727706.54	340256.27	46.76	48612.74	6.68	388869.02	53.44
21	Peddapalli	160251.20	96537.89	60.24	13792.46	8.61	110330.35	68.85
22	Rajanna	120497.33	75387.65	62.56	10770.71	8.94	86158.36	71.50
23	Rangareddy	4551571.80	620230.87	13.63	88612.99	1.95	708843.85	15.57
24	Sangareddy	805745.17	259310.49	32.18	37047.94	4.60	296358.43	36.78
25	Siddipet	495564.20	203312.19	41.03	29047.41	5.86	232359.60	46.89
26	Suryapet	388632.86	199073.96	51.22	28441.89	7.32	227515.85	58.54
27	Vikarabad	251338.06	139670.09	55.57	19954.80	7.94	159624.90	63.51
28	Wanaparthy	243938.65	111034.88	45.52	15863.66	6.50	126898.54	52.02
29	Warangal Rural	353812.02	111071.08	31.39	15868.83	4.49	126939.91	35.88
30	Warangal	749081.50	229083.62	30.58	32729.40	4.37	261813.02	34.95
31	Yadadri	365832.58	165636.88	45.28	23664.70	6.47	189301.58	51.75
	<b>Total</b>	<b>51553783.93</b>	<b>6795180.33</b>	<b>13.18</b>	<b>970834.03</b>	<b>197.72</b>	<b>7766014.36</b>	<b>15.06</b>

SLBC TELANGANA

CONVENOR : 

ANNUAL CREDIT PLAN 2018-19 : BANK-WISE ACHIEVEMENT AS ON 31/12/18

ANNEXURE 7

(Rs. In lac)

Sl.No	Name of the Bank	Short Term crop production loans			Agri. Term Loans			Total Farm Credit (Short Term Crop Production + Agri Term Loans)			Agriculture Infrastructure			Ancllary Activities			Total Agriculture Advances		
		Target	Achievement	% to Total Achievement	Target	Achievement	% to Total Achievement	Target	Achievement	% to Total Achievement	Target	Achievement	% to Total Achievement	Target	Achievement	% to Total Achievement	Target	Achievement	% to Total Achievement
1	Allahabad Bank	9294.00	4111.19	44.23	4657.00	1892.18	40.63	13951.00	6003.37	43.03	938.00	0.00	0.00	558.00	0.00	0.00	15447.00	6003.37	38.86
2	Andhra Bank	545782.00	485469.21	88.95	149998.00	159448.44	106.30	695780.00	644917.65	92.69	31017.00	5396.17	17.40	30208.00	115213.96	381.40	757005.00	765527.78	101.13
3	Bank Of Baroda	28054.00	25298.00	90.18	12700.00	1021.00	8.04	40754.00	26319.00	64.58	3401.00	80.00	2.35	1217.00	18750.00	1540.67	45372.00	45149.00	99.51
4	Bank of India	15565.00	6356.03	40.84	6621.00	1897.93	28.67	22186.00	8253.96	37.20	1539.00	373.59	24.27	1130.00	1129.05	99.92	24855.00	9756.60	39.25
5	Bank of Maharashtra	16455.00	7135.00	43.36	4672.00	557.00	11.92	21127.00	7692.00	36.41	488.00	0.00	0.00	268.00	0.00	0.00	21883.00	7692.00	35.15
6	Canara Bank	91065.00	128388.50	140.99	31823.00	40287.80	126.60	122888.00	168676.30	137.26	5387.00	5112.81	94.91	7722.00	3755.41	48.63	135997.00	177544.52	130.55
7	Central Bank of India	48572.00	27281.00	56.17	12828.00	630.00	4.91	61400.00	27911.00	45.46	2655.00	0.00	0.00	3760.00	19611.00	521.57	67815.00	47522.00	70.08
8	Corporation Bank	30454.00	3254.14	10.69	10468.00	592.11	5.66	40922.00	3846.25	9.40	2493.00	2345.68	94.09	1849.00	2002.40	108.30	45264.00	8194.33	18.10
9	Dena Bank	9084.00	254.98	2.81	4075.00	0.00	0.00	13159.00	254.98	1.94	628.00	0.00	0.00	303.00	0.00	0.00	14090.00	254.98	1.81
10	IDBI Bank	19904.00	10808.28	54.30	6799.00	1595.09	23.46	26703.00	12403.37	46.45	1281.00	17.89	1.40	743.00	5.00	0.67	28727.00	12426.26	43.26
11	Indian Bank	57273.00	11055.35	19.30	18249.00	1361.45	7.46	75522.00	12416.80	16.44	3374.00	0.00	0.00	2624.00	0.00	0.00	81520.00	12416.80	15.23
12	Indian Overseas Bank	67065.00	18196.17	27.13	19181.00	6347.30	33.09	86246.00	24543.47	28.46	3631.00	0.00	0.00	2482.00	5.69	0.23	92359.00	24549.16	26.58
13	Oriental Bank of Commerce	6885.00	1980.48	28.77	2590.00	0.00	0.00	9475.00	1980.48	20.90	626.00	245.39	39.20	519.00	129.24	24.90	10620.00	2355.11	22.18
14	Punjab National Bank	29431.00	6134.00	20.84	9935.00	7457.00	75.06	39366.00	13591.00	34.52	2230.00	35.00	1.57	963.00	10247.00	1064.07	42559.00	23873.00	56.09
15	Punjab & Sind Bank	0.00	1.20	#DIV/0!	0.00	22.00	#DIV/0!	0.00	23.20	#DIV/0!	0.00	0.00	#DIV/0!	0.00	0.00	#DIV/0!	0.00	23.20	#DIV/0!
16	Syndicate Bank	117765.00	19533.23	16.59	36744.00	751.62	2.05	154509.00	20284.85	13.13	6786.00	797.34	11.75	4116.00	5314.55	129.12	165411.00	26396.74	15.96
17	UCO Bank	16562.00	3572.95	21.57	4574.00	337.60	7.38	21136.00	3910.55	18.50	903.00	0.00	0.00	783.00	0.00	0.00	22822.00	3910.55	17.14
18	Union Bank Of India	85746.00	25701.80	29.97	22030.00	4348.87	19.74	107776.00	30050.67	27.88	4539.00	388.80	8.57	2266.00	4009.80	176.95	114581.00	34449.27	30.07
19	United Bank of India	1621.00	107.98	6.66	767.00	66.31	8.65	2388.00	174.29	7.30	123.00	0.00	0.00	160.00	0.00	0.00	2671.00	174.29	6.53
20	Vijaya Bank	39053.00	33001.30	84.50	15314.00	2998.02	19.58	54367.00	35999.32	66.22	2098.00	0.00	0.00	1163.00	0.00	0.00	57628.00	35999.32	62.47
21	State Bank of India	1285749.00	686814.00	53.42	325804.00	79843.00	24.51	1611553.00	766657.00	47.57	65754.00	20.00	0.03	72726.00	17.00	0.02	1750033.00	766694.00	43.81
	<b>PUBLIC SECTOR BANKS TOTAL</b>	<b>2521379.00</b>	<b>1504454.79</b>	<b>59.67</b>	<b>699829.00</b>	<b>311454.72</b>	<b>44.50</b>	<b>3221208.00</b>	<b>1815909.51</b>	<b>56.37</b>	<b>139891.00</b>	<b>14812.67</b>	<b>10.59</b>	<b>135560.00</b>	<b>180190.10</b>	<b>132.92</b>	<b>3496659.00</b>	<b>2010912.28</b>	<b>57.51</b>



SLBC TELANGANA

CONVENOR : 

ANNEXURE 7

(Rs. In lac)

ANNUAL CREDIT PLAN 2018-19 : BANK-WISE ACHIEVEMENT AS ON 31/12/18

Sl.No	Name of the Bank	Short Term crop production loans			Agri. Term Loans			Total Farm Credit (Short Term Crop Production + Agri Term Loans)			Agriculture Infrastructure			Ancillary Activities			Total Agriculture Advances		
		Target	Achievement	% to Total Achievement	Target	Achievement	% to Total Achievement	Target	Achievement	% to Total Achievement	Target	Achievement	% to Total Achievement	Target	Achievement	% to Total Achievement	Target	Achievement	% to Total Achievement
22	Axis Bank	31667.00	31819.50	100.48	13378.00	4711.43	35.22	45045.00	36530.93	81.10	2165.00	0.00	0.00	1788.00	0.00	0.00	48998.00	36530.93	74.56
23	Bhandhan Bank	0.00	0.00	#DIV/0!	0.00	17.20	#DIV/0!	0.00	17.20	#DIV/0!	0.00	0.00	#DIV/0!	0.00	0.00	#DIV/0!	0.00	17.20	#DIV/0!
24	Catholic Syrian Bank	0.00	25.32	#DIV/0!	0.00	0.00	#DIV/0!	0.00	25.32	#DIV/0!	0.00	0.00	#DIV/0!	0.00	0.00	#DIV/0!	0.00	25.32	#DIV/0!
25	City Union Bank	3395.00	6806.02	200.47	1344.00	1256.47	93.49	4739.00	8062.49	170.13	353.00	755.01	213.88	220.00	836.73	380.33	5312.00	9654.23	181.74
26	Development Credit Bank	11055.00	4261.23	38.55	4125.00	529.20	12.83	15180.00	4790.43	31.56	396.00	0.00	0.00	300.00	50.33	16.78	15876.00	4840.76	30.49
27	Dhanalaxmi Bank	1465.00	745.54	50.89	81.00	0.00	0.00	1546.00	745.54	48.22	0.00	0.00	#DIV/0!	0.00	0.00	#DIV/0!	1546.00	745.54	48.22
28	Equitas Bank	0.00	0.00	#DIV/0!	0.00	9.35	#DIV/0!	0.00	9.35	#DIV/0!	0.00	0.00	#DIV/0!	0.00	0.00	#DIV/0!	0.00	9.35	#DIV/0!
29	Federal Bank	366.00	5332.00	1456.83	847.00	442.00	52.18	1213.00	5774.00	476.01	187.00	0.00	0.00	186.00	387.00	208.06	1586.00	6161.00	388.46
30	HDFC Bank	105483.00	106008.11	100.50	42707.00	324870.41	760.70	148190.00	430878.52	290.76	8032.00	10436.75	129.94	6920.00	44230.45	639.17	163142.00	485545.72	297.62
31	IICI Bank	79071.00	27518.30	34.80	32915.00	94685.13	287.67	111986.00	122203.43	109.12	5285.00	0.00	0.00	5832.00	0.00	0.00	123103.00	122203.43	99.27
32	Indusind Bank	1618.00	0.00	0.00	365.00	31397.02	8601.92	1983.00	31397.02	1583.31	63.00	0.00	0.00	213.00	5691.46	2672.05	2259.00	37088.48	1641.81
33	Jammu & Kashmir Bank	0.00	0.00	#DIV/0!	0.00	0.00	#DIV/0!	0.00	0.00	#DIV/0!	0.00	0.00	#DIV/0!	0.00	130.00	#DIV/0!	0.00	130.00	#DIV/0!
34	Karnataka Bank	1949.00	3724.53	191.10	1232.00	788.50	64.00	3181.00	4513.03	141.87	256.00	2000.00	781.25	169.00	1704.20	1008.40	3606.00	8217.23	227.88
35	Karur Vysya Bank	15722.00	1210.00	7.70	8450.00	2324.00	27.50	24172.00	3534.00	14.62	1169.00	70.00	5.99	830.00	1268.00	152.77	26171.00	4872.00	18.62
36	KBSLAB	3978.00	501.78	12.61	3413.00	1017.65	29.82	7391.00	1519.43	20.56	305.00	0.00	0.00	192.00	0.00	0.00	7888.00	1519.43	19.26
37	Laxmi Vilas Bank	4719.00	4425.67	93.78	2443.00	1.01	0.04	7162.00	4426.68	61.81	399.00	0.00	0.00	512.00	0.00	0.00	8073.00	4426.68	54.83
38	Ratnakar Bank	0.00	278.94	#DIV/0!	488.00	69.87	14.32	488.00	348.81	71.48	0.00	0.00	#DIV/0!	0.00	375.00	#DIV/0!	488.00	723.81	148.32
39	South Indian Bank	7199.00	34.20	0.48	4580.00	6236.87	136.18	11779.00	6271.07	53.24	573.00	0.00	0.00	266.00	0.00	0.00	12618.00	6271.07	49.70
40	Kotak Mahindra Bank	14733.00	0.00	0.00	8776.00	8049.82	91.73	23509.00	8049.82	34.24	1442.00	113.46	7.87	605.00	1625.28	268.64	25556.00	9788.56	38.30
41	Yes Bank & Others	42.00	732.00	1742.86	0.00	670.00	#DIV/0!	42.00	1402.00	3338.10	0.00	12637.00	#DIV/0!	0.00	101091.00	#DIV/0!	42.00	115130.00	274119.05
42	Tamilnadu Mer. Bank	393.00	1333.48	339.31	31.00	529.84	1709.16	424.00	1863.32	439.46	3.00	0.00	0.00	6.00	3115.98	51933.00	433.00	4979.30	1149.95
	<b>PRIVATE SECTOR BANKS TOTAL</b>	<b>282855.00</b>	<b>194756.62</b>	<b>68.85</b>	<b>125175.00</b>	<b>477605.78</b>	<b>381.55</b>	<b>408030.00</b>	<b>672362.40</b>	<b>164.78</b>	<b>20628.00</b>	<b>26012.22</b>	<b>126.10</b>	<b>18039.00</b>	<b>160505.43</b>	<b>889.77</b>	<b>446697.00</b>	<b>858880.04</b>	<b>192.27</b>
	<b>COMMERCIAL BANKS TOTAL</b>	<b>2804234.00</b>	<b>1699211.41</b>	<b>60.59</b>	<b>825004.00</b>	<b>789060.50</b>	<b>95.64</b>	<b>3629238.00</b>	<b>2488271.91</b>	<b>68.56</b>	<b>160519.00</b>	<b>40824.89</b>	<b>25.43</b>	<b>153599.00</b>	<b>340695.53</b>	<b>221.81</b>	<b>3943356.00</b>	<b>2869792.32</b>	<b>72.78</b>
43	TS Co-op Apex Bank	524529.00	288932.67	55.08	88327.00	33174.14	37.56	612856.00	322106.81	52.56	15466.00	289.85	1.87	12390.00	37.08	0.30	640712.00	322433.74	50.32
44	A P Mahesh Co-op Bank	16682.00	0.00	0.00	8289.00	0.00	0.00	24971.00	0.00	0.00	1455.00	0.00	0.00	1286.00	0.00	0.00	27712.00	0.00	0.00
	<b>Co-OPERATIVE BANKS TOTAL</b>	<b>541211.00</b>	<b>288932.67</b>	<b>53.39</b>	<b>96616.00</b>	<b>33174.14</b>	<b>34.34</b>	<b>637827.00</b>	<b>322106.81</b>	<b>50.50</b>	<b>16921.00</b>	<b>289.85</b>	<b>1.71</b>	<b>13676.00</b>	<b>37.08</b>	<b>0.27</b>	<b>668424.00</b>	<b>322433.74</b>	<b>48.24</b>
45	APGVB	534562.00	206649.10	38.66	137985.00	140721.73	101.98	672547.00	347370.83	51.65	17691.00	0.00	0.00	28623.00	0.00	0.00	718861.00	347370.83	48.32
46	Telangana Grameena Bank	369419.00	295057.91	79.87	82580.00	1933.66	2.34	451999.00	296991.57	65.71	15139.00	0.00	0.00	857.00	0.00	0.00	475695.00	296991.57	62.43
	<b>REGIONAL RURAL BANKS TOTAL</b>	<b>903981.00</b>	<b>501707.01</b>	<b>55.50</b>	<b>220565.00</b>	<b>142655.39</b>	<b>64.68</b>	<b>1124546.00</b>	<b>644362.40</b>	<b>57.30</b>	<b>32830.00</b>	<b>0.00</b>	<b>0.00</b>	<b>37180.00</b>	<b>0.00</b>	<b>0.00</b>	<b>1194556.00</b>	<b>644362.40</b>	<b>53.94</b>
47	APSFC	0.00	0.00	#DIV/0!	0.00	0.00	#DIV/0!	0.00	0.00	#DIV/0!	0.00	0.00	#DIV/0!	0.00	0.00	#DIV/0!	0.00	0.00	#DIV/0!
	<b>OTHERS TOTAL</b>	<b>0.00</b>	<b>0.00</b>	<b>#DIV/0!</b>	<b>0.00</b>	<b>0.00</b>	<b>#DIV/0!</b>	<b>0.00</b>	<b>0.00</b>	<b>#DIV/0!</b>	<b>0.00</b>	<b>0.00</b>	<b>#DIV/0!</b>	<b>0.00</b>	<b>0.00</b>	<b>#DIV/0!</b>	<b>0.00</b>	<b>0.00</b>	<b>#DIV/0!</b>
	<b>GRAND TOTAL</b>	<b>4249426.00</b>	<b>2489851.09</b>	<b>58.59</b>	<b>1142185.00</b>	<b>964890.03</b>	<b>84.48</b>	<b>5391611.00</b>	<b>3454741.12</b>	<b>64.08</b>	<b>210270.00</b>	<b>41114.74</b>	<b>19.55</b>	<b>204455.00</b>	<b>340732.61</b>	<b>166.65</b>	<b>5806336.00</b>	<b>3836588.46</b>	<b>66.08</b>

ANNUAL CREDIT PLAN 2018-19 : BANK-WISE ACHIEVEMENT AS ON 31/12/18

Sl.No	Name of the Bank	Micro & Small, Medium Enterprises			Others' under Priority Sector			Export Credit			Total Priority Sector		
		Target	Achieve-ment	% to Total Achieve-ment	Target	Achieve-ment	% to Total Achieve-ment	Target	Achieve-ment	% to Total Achieve-ment	Target	Achieve-ment	% to Total Achieve-ment
1	Allahabad Bank	18303.00	7091.00	38.74	8526	7908.00	92.75	0.00	0.00	#DIV/0!	42276.00	21002.37	49.68
2	Andhra Bank	273407.00	518035.38	189.47	183875	41489.95	22.56	0.00	0.00	#DIV/0!	1214287.00	1325053.11	109.12
3	Bank Of Baroda	43483.00	8098.00	18.62	19102	15341.00	80.31	0.00	0.00	#DIV/0!	107957.00	68588.00	63.53
4	Bank of India	34425.00	18675.50	54.25	16706	23470.03	140.49	0.00	0.00	#DIV/0!	75986.00	51902.13	68.30
5	Bank of Maharashtra	13825.00	15922.00	115.17	6953	3530.00	50.77	0.00	142.00	#DIV/0!	42661.00	27286.00	63.96
6	Canara Bank	92573.00	169848.04	183.47	46354	25275.11	54.53	0.00	0.00	#DIV/0!	274924.00	372667.67	135.55
7	Central Bank of India	35525.00	4902.00	13.80	19112	2962.00	15.50	0.00	0.00	#DIV/0!	122452.00	55386.00	45.23
8	Corporation Bank	31392.00	23480.09	74.80	16607	1530.12	9.21	0.00	0.00	#DIV/0!	93263.00	33204.54	35.60
9	Dena Bank	13548.00	28.50	0.21	6493	122.99	1.89	0.00	0.00	#DIV/0!	34131.00	406.47	1.19
10	IDBI Bank	25154.00	16491.83	65.56	12391	22649.57	182.79	0.00	0.00	#DIV/0!	66272.00	51567.66	77.81
11	Indian Bank	40890.00	1336.00	3.27	20735	7930.98	38.25	0.00	0.00	#DIV/0!	143145.00	21683.78	15.15
12	Indian Overseas Bank	43925.00	3273.66	7.45	26494	5100.50	19.25	0.00	0.00	#DIV/0!	162778.00	32923.32	20.23
13	Oriental Bank of Commerce	20010.00	15508.24	77.50	8943	5445.88	60.90	0.00	0.00	#DIV/0!	39573.00	23309.23	58.90
14	Punjab National Bank	33516.00	44254.00	132.04	16155	7006.00	43.37	0.00	89.00	#DIV/0!	92230.00	75222.00	81.56
15	Punjab & Sind Bank	3530.00	246.57	6.98	1166	225.96	19.38	0.00	0.00	#DIV/0!	4696.00	495.73	10.56
16	Syndicate Bank	93749.00	34423.56	36.72	53039	1057.61	1.99	0.00	0.00	#DIV/0!	312199.00	61877.91	19.82
17	UCO Bank	16175.00	4249.56	26.27	7830	19005.29	242.72	0.00	0.00	#DIV/0!	46827.00	27165.40	58.01
18	Union Bank Of India	32421.00	17570.54	54.19	20633	49140.23	238.16	0.00	0.00	#DIV/0!	167635.00	101160.04	60.35
19	United Bank of India	10379.00	1878.70	18.10	5500	2369.35	43.08	0.00	0.00	#DIV/0!	18550.00	4422.34	23.84
20	Vijaya Bank	33132.00	5094.00	15.37	20241	6159.51	30.43	0.00	0.00	#DIV/0!	111001.00	47252.83	42.57
21	State Bank of India	537490.00	654297.00	121.73	358534	130986.00	36.53	0.00	0.00	#DIV/0!	2646057.00	1551977.00	58.65
	<b>PUBLIC SECTOR BANKS TOTAL</b>	<b>1446852.00</b>	<b>1564704.17</b>	<b>108.15</b>	<b>875389.00</b>	<b>378706.08</b>	<b>43.26</b>	<b>0.00</b>	<b>231.00</b>	<b>#DIV/0!</b>	<b>5818900.00</b>	<b>3954553.53</b>	<b>67.96</b>
22	Axis Bank	47490.00	53281.57	112.20	23085	9216.37	39.92	0.00	0.00	#DIV/0!	119573.00	99028.87	82.82
23	Bhandhan Bank	1352.00	1290.84	95.48	565	19748.01	3495.22	0.00	0.00	#DIV/0!	1917.00	21056.05	1098.39
24	Catholic Syrian Bank	1352.00	0.00	0.00	458	0.00	0.00	0.00	0.00	#DIV/0!	1810.00	25.32	1.40
25	City Union Bank	4344.00	10783.55	248.24	2463	834.45	33.88	0.00	0.00	#DIV/0!	12119.00	21272.24	175.53
26	Development Credit Bank	5474.00	6166.43	112.65	2302	3881.21	168.60	0.00	0.00	#DIV/0!	23652.00	14888.40	62.95
27	Dhanalaxmi Bank	2345.00	43.00	1.83	1153	86.50	7.50	0.00	0.00	#DIV/0!	5044.00	875.04	17.35
28	Equitas Bank	0.00	4683.00	#DIV/0!	0	20.00	#DIV/0!	0.00	0.00	#DIV/0!	0.00	4712.35	#DIV/0!
29	Federal Bank	8217.00	16644.00	202.56	3320	834.00	25.12	0.00	0.00	#DIV/0!	13123.00	23639.00	180.13
30	HDFC Bank	101349.00	364304.16	359.46	50473	4916.50	9.74	0.00	0.00	#DIV/0!	314964.00	854766.38	271.39
31	ICICI Bank	81176.00	293848.87	361.99	37211	45089.99	121.17	0.00	3010.80	#DIV/0!	241490.00	464153.09	192.20
32	Indusind Bank	5340.00	147369.36	2759.73	2228	43.10	1.93	0.00	0.00	#DIV/0!	9827.00	184500.94	1877.49
33	Jammu & Kashmir Bank	2029.00	82.00	4.04	687	381.30	55.50	0.00	0.00	#DIV/0!	2716.00	593.30	21.84
34	Karnataka Bank	9676.00	17194.09	177.70	4134	6616.33	160.05	0.00	0.00	#DIV/0!	17416.00	32027.65	183.90
35	Karur Vysya Bank	21402.00	0.00	0.00	10973	289.00	2.63	0.00	0.00	#DIV/0!	58546.00	5161.00	8.82
36	KBSLAB	3782.00	2154.75	56.97	3384	68.20	2.02	0.00	0.00	#DIV/0!	15054.00	3742.38	24.86
37	Laxmi Vilas Bank	12147.00	5965.63	49.11	5684	321.61	5.66	0.00	0.00	#DIV/0!	25904.00	10713.92	41.36
38	Ratnakar Bank	813.00	31861.49	3919.00	360	0.00	0.00	0.00	0.00	#DIV/0!	1661.00	32585.30	1961.79
39	South Indian Bank	17755.00	8590.05	48.38	7983	903.24	11.31	0.00	0.00	#DIV/0!	38356.00	15764.36	41.10
40	Kotak Mahindra Bank	28398.00	39534.94	139.22	15100	1386.57	9.18	0.00	798.49	#DIV/0!	69054.00	51508.56	74.59
41	Yes Bank & Others	5580.00	196094.00	3514.23	1921	4584.00	238.63	0.00	0.00	#DIV/0!	7543.00	315808.00	4186.77
42	Tamilnadu Mer. Bank	2711.00	11419.60	421.23	923	285.00	30.88	0.00	0.00	#DIV/0!	4067.00	16683.90	410.23
	<b>PRIVATE SECTOR BANKS TOTAL</b>	<b>362732.00</b>	<b>1211311.33</b>	<b>333.94</b>	<b>174407.00</b>	<b>99505.38</b>	<b>57.05</b>	<b>0.00</b>	<b>3809.29</b>	<b>#DIV/0!</b>	<b>983836.00</b>	<b>2173506.04</b>	<b>220.92</b>
	<b>COMMERCIAL BANKS TOTAL</b>	<b>1809584.00</b>	<b>2776015.50</b>	<b>153.41</b>	<b>1049796.00</b>	<b>478211.46</b>	<b>45.55</b>	<b>0.00</b>	<b>4040.29</b>	<b>#DIV/0!</b>	<b>6802736.00</b>	<b>6128059.57</b>	<b>90.08</b>
43	TS Co-op Apex Bank	91772.00	3949.43	4.30	83250	41216.85	49.51	0.00	0.00	#DIV/0!	815734.00	367600.02	45.06
44	A P Mahesh Co-op Bank	32438.00	12115.00	37.35	11462	2786.36	24.31	0.00	0.00	#DIV/0!	71612.00	14901.36	20.81
	<b>Co-OPERATIVE BANKS TOTAL</b>	<b>124210.00</b>	<b>16064.43</b>	<b>12.93</b>	<b>94712.00</b>	<b>44003.21</b>	<b>46.46</b>	<b>0.00</b>	<b>0.00</b>	<b>#DIV/0!</b>	<b>887346.00</b>	<b>382501.38</b>	<b>43.11</b>
45	APGVB	99825.00	48944.22	49.03	101210	52495.76	51.87	0.00	0.00	#DIV/0!	919896.00	448810.81	48.79
46	Telangana Grameena Bank	104503.00	8191.14	7.84	84589	12016.10	14.21	0.00	0.00	#DIV/0!	664787.00	317198.81	47.71
	<b>REGIONAL RURAL BANKS TOTAL</b>	<b>204328.00</b>	<b>57135.36</b>	<b>27.96</b>	<b>185799.00</b>	<b>64511.86</b>	<b>34.72</b>	<b>0.00</b>	<b>0.00</b>	<b>#DIV/0!</b>	<b>1584683.00</b>	<b>766009.62</b>	<b>48.34</b>
47	APSFC	0.00	22486.91	#DIV/0!	0	0.00	#DIV/0!	0.00	0.00	#DIV/0!	0.00	22486.91	#DIV/0!
	<b>OTHERS TOTAL</b>	<b>0.00</b>	<b>22486.91</b>	<b>#DIV/0!</b>	<b>0.00</b>	<b>0.00</b>	<b>#DIV/0!</b>	<b>0.00</b>	<b>0.00</b>	<b>#DIV/0!</b>	<b>0.00</b>	<b>22486.91</b>	<b>#DIV/0!</b>
	<b>GRAND TOTAL</b>	<b>2138122.00</b>	<b>2871702.20</b>	<b>134.31</b>	<b>1330307.00</b>	<b>586726.53</b>	<b>44.10</b>	<b>0.00</b>	<b>4040.29</b>	<b>#DIV/0!</b>	<b>9274765.00</b>	<b>7299057.48</b>	<b>78.70</b>

SLBC TELANGANA

ANNUAL CREDIT PLAN 2018-19 : BANK-WISE ACHIEVEMENT AS ON 31/12/18

Rs. In cr)

Sl.No	Name of the Bank	MSME (Priority sector)			MSME (Non-Priority sector)			MSME (PRIORITY & NON-PRIORITY)		
		Target	Achieve-ment	% to Total Achieve-ment	Target	Achieve-ment	% to Total Achieve-ment	Target	Achieve-ment	% to Total Achieve-ment
1	State Bank of India	537490.00	604041.00	112.38	142700	8131.00	5.70	680190.00	612172.00	90.00
2	Andhra Bank	273407.00	436496.54	159.65	68591	0.00	0.00	341998.00	436496.54	127.63
3	HDFC Bank	101349.00	222694.26	219.73	33238	0.00	0.00	134587.00	222694.26	165.46
4	ICICI Bank	81176.00	190565.90	234.76	25965	2682.17	10.33	107141.00	193248.07	180.37
5	Canara Bank	92573.00	150370.08	162.43	30001	0.00	0.00	122574.00	150370.08	122.68
6	Yes Bank & Others	5580.00	113145.00	2027.68	3292	0.00	0.00	872.00	113145.00	1275.30
7	IndusInd Bank	5340.00	94220.84	1764.44	3123	0.00	0.00	8463.00	94220.84	1113.33
8	Syndicate Bank	93749.00	58024.68	61.89	27124	3586.87	13.22	120873.00	61611.55	50.97
9	Punjab National Bank	33516.00	43860.00	130.86	12842	0.00	0.00	46358.00	43860.00	94.61
10	Corporation Bank	31392.00	38785.90	123.55	11825	0.00	0.00	43217.00	38785.90	89.75
11	APGVB	99825.00	31500.25	31.56	7895	0.00	0.00	107720.00	31500.25	29.24
12	Kotak Mahindra Bank	28398.00	3086.02	108.76	10664	0.00	0.00	39062.00	3086.02	79.07
13	Axis Bank	47490.00	29923.95	63.01	18033	0.00	0.00	65523.00	29923.95	45.67
14	APSFC	0.00	29795.91	0.00	0	0.00	0.00	0.00	29795.91	0.00
15	Bank of Maharashtra	13825.00	23280.00	168.39	4476	3824.00	85.43	18301.00	27104.00	148.10
16	Union Bank Of India	32421.00	16458.53	50.77	12058	4805.41	39.85	44479.00	21263.94	47.81
17	Bank of India	34425.00	17603.00	51.13	12865	0.00	0.00	47290.00	17603.00	37.22
18	Federal Bank	8217.00	16249.00	197.75	3476	0.00	0.00	11693.00	16249.00	138.96
19	Bank Of Baroda	43483.00	7323.00	16.84	14207	4015.00	28.26	57690.00	11338.00	19.65
20	Tamilnadu Mer. Bank	2711.00	10020.57	369.63	1597	1173.04	73.45	4308.00	11193.61	259.83
21	Karnataka Bank	9676.00	11071.98	114.43	3571	0.00	0.00	13247.00	11071.98	83.58
22	IDBI Bank	25154.00	10977.55	43.64	9259	0.00	0.00	34413.00	10977.55	31.90
23	South Indian Bank	17755.00	8278.09	46.62	5193	744.69	14.34	22948.00	9022.78	39.32
24	A P Mahesh Co-op Bank	32438.00	788.00	24.32	10108	200.00	1.98	42546.00	808.00	19.01
25	Allahabad Bank	18303.00	3717.00	20.31	6842	3647.00	53.30	25145.00	7364.00	29.29
26	City Union Bank	4344.00	6456.14	148.62	2281	0.00	0.00	6625.00	6456.14	97.45
27	Oriental Bank of Commerce	20010.00	6214.78	31.06	850	0.00	0.00	2860.00	6214.78	21.53
28	Laxmi Vilas Bank	12147.00	5834.10	48.03	5127	0.00	0.00	17274.00	5834.10	33.77
29	Central Bank of India	35525.00	4902.00	13.80	13307	0.00	0.00	4832.00	4902.00	10.04
30	Telangana Grameena Bank	104503.00	4818.09	4.61	19777	0.00	0.00	124280.00	4818.09	3.88
31	Ratnakar Bank	813.00	4591.56	564.77	461	0.00	0.00	1274.00	4591.56	360.41
32	Vijaya Bank	33132.00	4126.03	12.45	12851	0.00	0.00	45983.00	4126.03	8.97
33	Development Credit Bank	5474.00	3607.03	65.89	1687	19.18	1.14	7161.00	3626.21	50.64
34	TS Co-op Apex Bank	91772.00	3006.44	3.28	17037	33.65	0.20	10809.00	3040.09	2.79
35	Indian Overseas Bank	43925.00	2963.00	6.75	15354	0.00	0.00	59279.00	2963.00	5.00
36	Equitas Bank	0.00	2782.00	0.00	0.00	0.00	0.00	0.00	2782.00	0.00
37	UCO Bank	16175.00	2385.50	14.75	5644	395.75	7.01	21819.00	2781.25	12.75
38	Indian Bank	40890.00	1170.00	2.86	12535	1024.91	8.18	53425.00	2194.91	4.11
39	KBSLAB	3782.00	1403.40	37.11	617	0.00	0.00	4399.00	1403.40	31.90
40	Punjab & Sind Bank	3530.00	255.91	7.25	1999	1094.00	54.73	5529.00	1349.91	24.42
41	Dhanalaxmi Bank	2345.00	1189.37	50.72	1197	0.00	0.00	3542.00	1189.37	33.58
42	Bhandhan Bank	1352.00	1067.44	78.95	798	0.00	0.00	2150.00	1067.44	49.65
43	United Bank of India	10379.00	676.38	6.52	383	0.00	0.00	14262.00	676.38	4.74
44	Dena Bank	13548.00	28.50	0.21	4633	78.63	1.70	18181.00	107.13	0.59
45	Jammu & Kashmir Bank	2029.00	51.00	2.51	1197	0.00	0.00	3226.00	51.00	1.58
46	Catholic Syrian Bank	1352.00	0.00	0.00	798	0.00	0.00	2150.00	0.00	0.00
47	Karur Vysya Bank	21402.00	0.00	0.00	7435	0.00	0.00	2837.00	0.00	0.00
	<b>GRAND TOTAL</b>	<b>2138122.00</b>	<b>2264705.77</b>	<b>105.92</b>	<b>616413.00</b>	<b>35455.30</b>	<b>5.75</b>	<b>2754535.00</b>	<b>2300161.07</b>	<b>83.50</b>

## ANNUAL CREDIT PLAN 2018-19 : DISTRICT-WISE ACHIEVEMENT AS ON 31/12/18

(Rs. In lac)

Sl.No	Name of the District	Crop Loans			Agri. Term Loans			Total Farm Credit		
		Target	Achieve-ment	% to Total Achieve-ment	Target	Achieve-ment	% to Total Achieve-ment	Target	Achieve-ment	% to Total Achieve-ment
1	Adilabad	147390.00	78825.26	53.48	35637.00	4474.63	12.56	183027.00	83299.90	45.51
2	Bhadradri	185253.00	74873.77	40.42	75290.00	14853.76	19.73	260543.00	89727.53	34.44
3	Hyderabad	0.00	130630.83	#DIV/0!	0.00	382172.61	#DIV/0!	0.00	512803.45	#DIV/0!
4	Jagtial	143795.00	72993.44	50.76	40033.00	11579.39	28.92	183828.00	84572.83	46.01
5	Jangaon	97114.00	57655.82	59.37	30265.00	10896.10	36.00	127379.00	68551.92	53.82
6	Jayashankar	130125.00	43726.74	33.60	45015.00	6747.38	14.99	175140.00	50474.12	28.82
7	Jogulamba	82001.00	39661.27	48.37	23076.00	7705.07	33.39	105077.00	47366.34	45.08
8	Kamareddy	167500.00	86089.92	51.40	35576.00	6020.46	16.92	203076.00	92110.38	45.36
9	Karimnagar	139998.00	101766.66	72.69	38833.00	24952.27	64.26	178831.00	126718.93	70.86
10	Khammam	216999.00	146316.76	67.43	69340.00	28074.34	40.49	286339.00	174391.10	60.90
11	Komaram Bhim	99212.00	40699.66	41.02	14665.00	1009.33	6.88	113877.00	41708.99	36.63
12	Mahabubabad	133357.00	43638.60	32.72	32105.00	5506.13	17.15	165462.00	49144.72	29.70
13	Mahabubnagar	234990.00	65790.40	28.00	41239.00	22182.58	53.79	276229.00	87972.98	31.85
14	Mancherial	137374.00	74859.45	54.49	30926.00	4987.26	16.13	168300.00	79846.71	47.44
15	Medak	119997.00	44823.50	37.35	28285.00	12023.47	42.51	148282.00	56846.97	38.34
16	Medchal	18798.00	79840.43	424.73	41746.00	19316.39	46.27	60544.00	99156.82	163.78
17	Nagarkurnool	187413.00	71387.74	38.09	38258.00	10672.29	27.90	225671.00	82060.03	36.36
18	Nalgonda	208988.00	151791.77	72.63	26896.00	39470.35	146.75	235884.00	191262.12	81.08
19	Nirmal	140906.00	101120.62	71.76	22880.00	6042.64	26.41	163786.00	107163.26	65.43
20	Nizamabad	266657.00	124416.15	46.66	70337.00	16918.18	24.05	336994.00	141334.33	41.94
21	Peddapalli	117486.00	44425.30	37.81	23207.00	9978.96	43.00	140693.00	54404.26	38.67
22	Rajanna	89731.00	40650.77	45.30	18550.00	5796.33	31.25	108281.00	46447.10	42.89
23	Rangareddy	162164.00	211982.68	130.72	89103.00	187528.83	210.46	251267.00	399511.51	159.00
24	Sangareddy	190214.00	88671.23	46.62	45010.00	23308.96	51.79	235224.00	111980.18	47.61
25	Siddipet	178577.00	79757.54	44.66	34454.00	17246.44	50.06	213031.00	97003.98	45.54
26	Suryapet	134970.00	87346.69	64.72	41640.00	18413.70	44.22	176610.00	105760.39	59.88
27	Vikarabad	135351.00	69487.63	51.34	61591.00	7597.36	12.34	196942.00	77084.99	39.14
28	Wanaparthy	101719.00	43605.29	42.87	26263.00	7797.18	29.69	127982.00	51402.47	40.16
29	Warangal Rural	85009.00	48963.96	57.60	21868.00	7989.78	36.54	106877.00	56953.74	53.29
30	Warangal	99538.00	75274.87	75.62	30997.00	25947.78	83.71	130535.00	101222.65	77.54
31	Yadadri	96800.00	68771.27	71.04	9100.00	17680.08	194.29	105900.00	86451.35	81.63
	<b>Total</b>	<b>4249426.00</b>	<b>2489846.03</b>	<b>58.59</b>	<b>1142185.00</b>	<b>964890.03</b>	<b>84.48</b>	<b>5391611.00</b>	<b>3454736.06</b>	<b>64.08</b>

## ANNUAL CREDIT PLAN 2018-19 : DISTRICT-WISE ACHIEVEMENT AS ON 31/12/18

(Rs. In lac)

Sl.No	Name of the District	Agri. Infrastructure			Agri. Ancillary Activities			Total Direct Agriculture Advances		
		Target	Achievement	% to Total Achievement	Target	Achievement	% to Total Achievement	Target	Achievement	% to Total Achievement
1	Adilabad	1517.00	75.48	4.98	0.00	1430.57	#DIV/0!	184544.00	84805.95	45.95
2	Bhadradi	5113.00	27.10	0.53	5573.00	460.95	8.27	271229.00	90215.58	33.26
3	Hyderabad	0.00	31442.18	#DIV/0!	0.00	217022.40	#DIV/0!	0.00	761268.03	#DIV/0!
4	Jagtial	7015.00	22.35	0.32	5431.00	1458.41	26.85	196274.00	86053.59	43.84
5	Jangaon	6917.00	44.40	0.64	2172.00	200.00	9.21	136468.00	68796.32	50.41
6	Jayashankar	6944.00	10.52	0.15	2334.00	161.79	6.93	184418.00	50646.43	27.46
7	Jogulamba	3504.00	279.79	7.98	13950.00	146.17	1.05	122531.00	47792.30	39.00
8	Kamareddy	7655.00	118.72	1.55	3075.00	1971.05	64.10	213806.00	94200.15	44.06
9	Karimnagar	4897.00	60.45	1.23	5474.00	19816.58	362.01	189202.00	146595.96	77.48
10	Khammam	7468.00	457.34	6.12	0.00	924.93	#DIV/0!	293807.00	175773.37	59.83
11	Komaram Bhim	5463.00	0.00	0.00	1939.00	0.00	0.00	121279.00	41708.99	34.39
12	Mahabubabad	6359.00	0.00	0.00	2102.00	691.70	32.91	173923.00	49836.42	28.65
13	Mahabubnagar	11103.00	209.00	1.88	31080.00	310.85	1.00	318412.00	88492.83	27.79
14	Mancherial	6996.00	0.89	0.01	7174.00	520.60	7.26	182470.00	80368.20	44.04
15	Medak	5261.00	31.73	0.60	2881.00	5861.91	203.47	156424.00	62740.61	40.11
16	Medchal	4942.00	454.79	9.20	5306.00	19184.28	361.56	70792.00	118795.89	167.81
17	Nagarkurnool	7930.00	0.00	0.00	19055.00	247.00	1.30	252656.00	82307.03	32.58
18	Nalgonda	3959.00	586.71	14.82	9171.00	16056.67	175.08	249014.00	207905.51	83.49
19	Nirmal	13220.00	26.29	0.20	4065.00	39.72	0.98	181071.00	107229.27	59.22
20	Nizamabad	21408.00	585.55	2.74	8536.00	22479.87	263.35	366938.00	164399.74	44.80
21	Peddapalli	3293.00	3.00	0.09	3739.00	5601.56	149.81	147725.00	60008.82	40.62
22	Rajanna	3438.00	2.74	0.08	974.00	730.91	75.04	112693.00	47180.75	41.87
23	Rangareddy	20757.00	2419.08	11.65	7069.00	6899.49	97.60	279093.00	408830.08	146.49
24	Sangareddy	7499.00	11.80	0.16	3474.00	1262.74	36.35	246197.00	113254.72	46.00
25	Siddipet	8318.00	40.33	0.48	2931.00	1666.18	56.85	224280.00	98710.49	44.01
26	Suryapet	2799.00	298.83	10.68	4198.00	4657.52	110.95	183607.00	110716.74	60.30
27	Vikarabad	4824.00	165.20	3.42	1244.00	803.97	64.63	203010.00	78054.16	38.45
28	Wanaparthy	4735.00	0.00	0.00	8512.00	0.00	0.00	141229.00	51402.47	36.40
29	Warangal Rural	5428.00	87.56	1.61	1965.00	48.06	2.45	114270.00	57089.36	49.96
30	Warangal	10516.00	2580.15	24.54	1711.00	8532.02	498.66	142762.00	112334.82	78.69
31	Yadadri	992.00	1072.76	108.14	39320.00	1544.71	3.93	146212.00	89068.82	60.92
	<b>Total</b>	<b>210270.00</b>	<b>41114.74</b>	<b>19.55</b>	<b>204455.00</b>	<b>340732.61</b>	<b>166.65</b>	<b>5806336.00</b>	<b>3836583.41</b>	<b>66.08</b>

SLBC TELANGANA

CONVENOR :  
ANNEXURE 10  
(Rs. In lac)



ANNUAL CREDIT PLAN 2018-19 : DISTRICT-WISE ACHIEVEMENT AS ON 31/12/18

Sl.No	Name of the District	Micro, Small & Medium Enterprises			Other Priority Sector			Export Credit			Total Priority Sector		
		Target	Achieve-	% to Total Achieve-	Target	Achieve-ment	% to Total	Target	Achieve-	% to Total	Target	Achieve-	% to Total
1	Adilabad	16156.00	31426.65	194.52	16625.00	8015.04	48.21	0.00	0.00	#DIV/0!	217325.00	124247.63	57.17
2	Bhadradi	28150.00	16420.06	58.33	63762.00	5671.17	8.89	0.00	0.00	#DIV/0!	363141.00	112306.80	30.93
3	Hyderabad	617503.00	1427099.19	231.11	209200.00	211099.51	100.91	0.00	4040.29	#DIV/0!	826703.00	2403507.01	290.73
4	Jagtial	48181.00	16685.68	34.63	28808.00	5997.64	20.82	0.00	0.00	#DIV/0!	273263.00	108736.91	39.79
5	Jangaon	24153.00	12390.26	51.30	11706.00	3347.90	28.60	0.00	0.00	#DIV/0!	172327.00	84534.48	49.05
6	Jayashankar	21930.00	9648.61	44.00	11914.00	3159.33	26.52	0.00	0.00	#DIV/0!	218262.00	63454.37	29.07
7	Jogulamba	8474.00	13598.19	160.47	16796.00	2749.78	16.37	0.00	0.00	#DIV/0!	147801.00	64140.27	43.40
8	Kamareddy	26654.00	34962.20	131.17	45027.00	6343.62	14.09	0.00	0.00	#DIV/0!	285487.00	135505.97	47.46
9	Karimnagar	57515.00	98735.57	171.67	26583.00	14762.22	55.53	0.00	0.00	#DIV/0!	273300.00	260093.76	95.17
10	Khammam	38174.00	68562.23	179.60	52473.00	24368.80	46.44	0.00	0.00	#DIV/0!	384454.00	268704.41	69.89
11	Komaram Bhim	6332.00	13131.20	207.38	11185.00	2398.78	21.45	0.00	0.00	#DIV/0!	138796.00	57238.98	41.24
12	Mahabubabad	23124.00	14397.86	62.26	3490.00	3906.97	111.95	0.00	0.00	#DIV/0!	200537.00	68141.26	33.98
13	Mahabubnagar	41807.00	41722.08	99.80	31898.00	9790.20	30.69	0.00	0.00	#DIV/0!	392117.00	140005.12	35.70
14	Mancherial	24441.00	28081.28	114.89	26588.00	8860.39	33.32	0.00	0.00	#DIV/0!	233499.00	117309.86	50.24
15	Medak	16929.00	23919.81	141.29	17958.00	7934.90	44.19	0.00	0.00	#DIV/0!	191311.00	94595.33	49.45
16	Medchal	221003.00	262173.06	118.63	109003.00	54298.99	49.81	0.00	0.00	#DIV/0!	400798.00	435267.94	108.60
17	Nagarkurnool	7165.00	19503.67	272.21	19375.00	4618.50	23.84	0.00	0.00	#DIV/0!	279196.00	106429.21	38.12
18	Nalgonda	49054.00	78431.78	159.89	64147.00	17857.22	27.84	0.00	0.00	#DIV/0!	362215.00	304194.50	83.98
19	Nirmal	16792.00	29789.29	177.40	17510.00	5817.56	33.22	0.00	0.00	#DIV/0!	215373.00	142836.11	66.32
20	Nizamabad	47446.00	59752.70	125.94	61613.00	14653.58	23.78	0.00	0.00	#DIV/0!	475997.00	238806.02	50.17
21	Peddapalli	30210.00	14073.31	46.58	22527.00	4021.47	17.85	0.00	0.00	#DIV/0!	200462.00	78103.61	38.96
22	Rajanna	24000.00	10872.60	45.30	17358.00	5029.85	28.98	0.00	0.00	#DIV/0!	154051.00	63083.20	40.95
23	Rangareddy	440000.00	187603.84	42.64	160555.00	74358.13	46.31	0.00	0.00	#DIV/0!	879648.00	670792.05	76.26
24	Sangareddy	50778.00	64438.96	126.90	75663.00	28999.77	38.33	0.00	0.00	#DIV/0!	372638.00	206693.46	55.47
25	Siddipet	39074.00	46757.95	119.67	29931.00	13427.23	44.86	0.00	0.00	#DIV/0!	293285.00	158895.67	54.18
26	Suryapet	25230.00	42955.94	170.26	38252.00	8532.72	22.31	0.00	0.00	#DIV/0!	247089.00	162205.40	65.65
27	Vikarabad	68711.00	22070.61	32.12	101275.00	4354.09	4.30	0.00	0.00	#DIV/0!	372996.00	104478.86	28.01
28	Wanaparthy	2232.00	25259.75	1131.71	5287.00	5542.89	104.84	0.00	0.00	#DIV/0!	148748.00	82205.11	55.26
29	Warangal Rural	45153.00	14905.05	33.01	7245.00	2290.70	31.62	0.00	0.00	#DIV/0!	166668.00	74285.12	44.57
30	Warangal	50852.00	104007.53	204.53	16233.00	15712.78	96.80	0.00	0.00	#DIV/0!	209847.00	232055.13	110.58
31	Yadadri	20899.00	38325.26	183.38	10320.00	8805.69	85.33	0.00	0.00	#DIV/0!	177431.00	136199.77	76.76
	<b>Total</b>	<b>2138122.00</b>	<b>2871702.20</b>	<b>134.31</b>	<b>1330307.00</b>	<b>586727.42</b>	<b>44.10</b>	<b>0.00</b>	<b>4040.29</b>	<b>#DIV/0!</b>	<b>9274765.00</b>	<b>7299053.32</b>	<b>78.70</b>

BANK-WISE MSME ADVANCES (DIRECT & INDIRECT ) AS ON 31/12/18

Sl.No	Name of the Bank	Micro Enterprises (Priority Sector)		Micro Enterprises (Non-Priority Sector)		Total Micro Enterprises (Priority & Non-Priority Sector)		Small Enterprises (Priority Sector)		Small Enterprises (Non-Priority Sector)		Total Small Enterprises (Priority & Non-Priority Sector)	
		Outstanding		Outstanding		Outstanding		Outstanding		Outstanding		Outstanding	
		No. of A/c.	Amount	No. of A/c.	Amount	No. of A/c.	Amount	No. of A/c.	Amount	No. of A/c.	Amount	No. of A/c.	Amount
1	Allahabad Bank	4064	11140.00	0	0.00	4064	11140.00	1221	20135.00	0	0.00	1221	20135.00
2	Andhra Bank	75246	220263.72	0	0.00	75246	220263.72	5032	326609.71	0	0.00	5032	326609.71
3	Bank Of Baroda	2995	71850.00	99	4338.00	3094	76188.00	416	20883.00	13	2728.00	429	23611.00
4	Bank of India	15022	76696.49	0	0.00	15022	76696.49	1955	68667.20	0	0.00	1955	68667.20
5	Bank of Maharashtra	2508	18859.00	0	0.00	2508	18859.00	398	18880.00	0	0.00	398	18880.00
6	Canara Bank	32236	231310.52	0	0.00	32236	231310.52	1621	100618.31	0	0.00	1621	100618.31
7	Central Bank of India	7645	12345.77	0	0.00	7645	12345.77	1363	34158.00	0	0.00	1363	34158.00
8	Corporation Bank	13053	34115.05	0	0.00	13053	34115.05	465	22902.62	0	0.00	465	22902.62
9	Dena Bank	1766	11642.59	0	0.00	1766	11642.59	98	6627.95	0	0.00	98	6627.95
10	IDBI Bank	11408	47053.29	52	22062.91	11460	69116.20	834	33090.13	1	100.00	835	33190.13
11	Indian Bank	7747	8297.45	242	2635.56	7989	10933.01	2190	4363.00	161	1412.68	2351	5775.68
12	Indian Overseas Bank	13941	44859.14	0	0.00	13941	44859.14	1079	61622.67	0	0.00	1079	61622.67
13	Oriental Bank of Commerce	2983	15999.07	0	0.00	2983	15999.07	716	33515.60	0	0.00	716	33515.60
14	Punjab National Bank	8621	19580.00	0	0.00	8621	19580.00	595	68047.00	0	0.00	595	68047.00
15	Punjab & Sind Bank	118	537.79	0	0.00	118	537.79	97	1325.70	0	0.00	97	1325.70
16	Syndicate Bank	15114	54851.66	0	0.00	15114	54851.66	3127	45312.63	0	0.00	3127	45312.63
17	UCO Bank	7000	35338.95	0	0.00	7000	35338.95	1698	23684.40	0	0.00	1698	23684.40
18	Union Bank Of India	16769	77216.37	0	0.00	16769	77216.37	1433	39128.71	0	0.00	1433	39128.71
19	United Bank of India	1343	6522.74	0	0.00	1343	6522.74	321	3456.37	0	0.00	321	3456.37
20	Vijaya Bank	8028	27630.57	0	0.00	8028	27630.57	675	28359.01	0	0.00	675	28359.01
21	State Bank of India	389711	338239.00	386118	477140.00	775829	815379.00	232280	436603.00	619867	554535.00	852147	991138.00
	<b>PUBLIC SECTOR BANKS TOTAL</b>	<b>637318</b>	<b>1364349.17</b>	<b>386511</b>	<b>506176.47</b>	<b>1023829</b>	<b>1870525.64</b>	<b>257614</b>	<b>1397990.01</b>	<b>620042</b>	<b>558775.68</b>	<b>877656</b>	<b>1956765.69</b>
22	Axis Bank	4108	62638.23	0	0.00	4108	62638.23	2164	114995.71	0	0.00	2164	114995.71
23	Bhandhan Bank	0	0.00	0	0.00	0	0.00	0	0.00	0	0.00	0	0.00
24	Catholic Syrian Bank	7	264.01	0	0.00	7	264.01	0	0.00	0	0.00	0	0.00
25	City Union Bank	489	14414.50	0	0.00	489	14414.50	268	30186.99	0	0.00	268	30186.99
26	Development Credit Bank	1220	25262.42	14	361.01	1234	25623.42	344	8424.07	16	272.41	360	8696.48
27	Dhanalaxmi Bank	34	239.65	0	0.00	34	239.65	11	990.00	0	0.00	11	990.00
28	Equias Bank	1791	6105.00	0	0.00	1791	6105.00	479	3045.00	0	0.00	479	3045.00
29	Federal Bank	92	5368.00	0	0.00	92	5368.00	69	7879.00	0	0.00	69	7879.00
30	HDFC Bank	33548	159051.31	0	0.00	33548	159051.31	18953	252642.95	0	0.00	18953	252642.95
31	ICI Bank	8310	114986.71	1	331.29	8311	115318.00	8452	171155.48	0	0.00	8452	171155.48
32	Indusind Bank	19848	45090.36	0	0.00	19848	45090.36	4235	71604.63	0	0.00	4235	71604.63
33	Jammu & Kashmir Bank	158	760.34	0	0.00	158	760.34	9	199.33	0	0.00	9	199.33
34	Karnataka Bank	739	14019.96	0	0.00	739	14019.96	333	20094.02	0	0.00	333	20094.02
35	Karur Vysya Bank	2616	27999.00	2842	18025.00	5458	46024.00	656	38022.00	508	21089.00	1164	59111.00
36	KBSLAB	8098	3327.16	0	0.00	8098	3327.16	6	97.92	0	0.00	6	97.92
37	Laxmi Villas Bank	219	4361.90	0	0.00	219	4361.90	650	11361.27	0	0.00	650	11361.27
38	Ratnakar Bank	4215	43250.14	0	0.00	4215	43250.14	411	13106.40	0	0.00	411	13106.40
39	South Indian Bank	322	5195.55	0	0.00	322	5195.55	256	32077.40	0	0.00	256	32077.40
40	Kotak Mahindra Bank	2374	47590.20	0	0.00	2374	47590.20	4159	109278.71	0	0.00	4159	109278.71
41	Yes Bank	1873	51977.00	0	0.00	1873	51977.00	1816	53068.00	0	0.00	1816	53068.00
42	Tamilnadu Mer. Bank	327	5017.75	0	0.00	327	5017.75	34	5639.47	0	0.00	34	5639.47
	<b>PRIVATE SECTOR BANKS TOTAL</b>	<b>90388</b>	<b>636919.18</b>	<b>2857</b>	<b>18717.30</b>	<b>93245</b>	<b>655636.47</b>	<b>43305</b>	<b>943868.34</b>	<b>524</b>	<b>21361.41</b>	<b>43829</b>	<b>965229.76</b>
	<b>COMMERCIAL BANKS TOTAL</b>	<b>727706</b>	<b>2001268.35</b>	<b>389368</b>	<b>524893.77</b>	<b>1117074</b>	<b>2526162.11</b>	<b>300919</b>	<b>2341858.36</b>	<b>620566</b>	<b>580137.09</b>	<b>921485</b>	<b>2921995.45</b>
43	TS Co-op Apex Bank	1111	865.51	534	183.11	1645	1048.62	9505	6074.24	0	0.00	9505	6074.24
44	A P Mahesh Co-op Bank	7512	54388.06	0	0.00	7512	54388.06	969	7780.24	0	0.00	969	7780.24
	<b>Co-OPERATIVE BANKS TOTAL</b>	<b>8623</b>	<b>55253.57</b>	<b>534</b>	<b>183.11</b>	<b>9157</b>	<b>55436.68</b>	<b>10474</b>	<b>13854.48</b>	<b>0</b>	<b>0.00</b>	<b>10474</b>	<b>13854.48</b>
45	APGVB	69417	89493.55	0	0.00	69417	89493.55	0	0.00	0	0.00	0	0.00
46	Telangana Grameena Bank	41894	55159.89	0	0.00	41894	55159.89	0	0.00	0	0.00	0	0.00
	<b>REGIONAL RURAL BANKS TOTAL</b>	<b>111311</b>	<b>144653.44</b>	<b>0</b>	<b>0.00</b>	<b>111311</b>	<b>144653.44</b>	<b>0</b>	<b>0.00</b>	<b>0</b>	<b>0.00</b>	<b>0</b>	<b>0.00</b>
47	APFSC	129	3916.80	0	0.00	129	3916.80	1465	90200.93	0	0.00	1465	90200.93
	<b>OTHERS TOTAL</b>	<b>129</b>	<b>3916.80</b>	<b>0</b>	<b>0.00</b>	<b>129</b>	<b>3916.80</b>	<b>1465</b>	<b>90200.93</b>	<b>0</b>	<b>0.00</b>	<b>1465</b>	<b>90200.93</b>
	<b>GRAND TOTAL</b>	<b>847769</b>	<b>2205092.16</b>	<b>389902</b>	<b>525076.88</b>	<b>1237671</b>	<b>2730169.03</b>	<b>312858</b>	<b>2445913.77</b>	<b>620566</b>	<b>580137.09</b>	<b>933424</b>	<b>3026050.86</b>





SLBC TELANGANA

BANK-WISE HOUSING LOANS AS ON 31/12/18

(Rs. In lac)

CONVENOR :




ANNEXURE 12

Sl.No	Name of the Bank	PRIORITY SECTOR ADVANCES				NON-PRIORITY SECTOR ADVANCES				TOTAL HOUSING LOANS (Priority + Non-priority)			
		Outstanding		Disbursement		Outstanding		Disbursement		Outstanding		Disbursement	
		No. of A/c	Amount	No. of A/c	Amount	No. of A/c	Amount	No. of A/c	Amount	No. of A/c	Amount	No. of A/c	Amount
1	Allahabad Bank	2469	23244.01	489	7059.00	577	24356.00	201	6657.39	3046	47600.01	690	13716.39
2	Andhra Bank	32254	243003.05	4331	36397.50	7195	223091.49	2495	52618.49	39449	466094.54	6826	89015.99
3	Bank Of Baroda	4933	39925.00	1250	13521.00	1209	61258.00	45	5625.00	6142	101183.00	1295	19146.00
4	Bank of India	4813	46712.22	974	23105.20	0	0.00	0	0.00	4813	46712.22	974	23105.20
5	Bank of Maharashtra	1351	14006.00	139	2343.00	696	23074.00	105	4717.00	2047	37080.00	244	7060.00
6	Canara Bank	3299	28794.30	2428	19357.06	3513	8393.72	551	5072.86	6812	37188.02	2979	24429.92
7	Central Bank of India	4017	31734.00	149	2856.00	0	0.00	0	0.00	4017	31734.00	149	2856.00
8	Corporation Bank	3983	29498.17	139	996.36	0	0.00	0	0.00	3983	29498.17	139	996.36
9	Dena Bank	703	5187.69	7	84.51	17	296.74	0	0.00	720	5484.43	7	84.51
10	IDBI Bank	8474	82929.07	1679	21567.94	2853	95038.52	615	25823.29	11327	177967.59	2294	47391.23
11	Indian Bank	5874	20898.88	512	7135.64	882	9265.47	158	298.64	6756	30164.35	670	7434.28
12	Indian Overseas Bank	4919	57416.90	412	4685.50	198	19697.85	27	1350.00	5117	77114.75	439	6035.50
13	Oriental Bank of Commerce	1925	17662.91	256	3152.98	769	20010.32	175	4000.00	2694	37673.23	431	7152.98
14	Punjab National Bank	2735	23428.00	316	4236.00	2014	68118.00	461	13001.00	4749	91546.00	777	17237.00
15	Punjab & Sind Bank	272	3766.27	19	189.80	118	1690.63	12	370.62	390	5456.90	31	560.42
16	Syndicate Bank	4435	25439.66	147	613.49	577	10574.24	96	589.94	5012	36013.90	243	1203.43
17	UCO Bank	2476	32620.68	199	6204.47	275	18522.00	12	245.75	2751	51142.68	211	6450.22
18	Union Bank Of India	6472	57990.00	568	23659.48	2148	71295.34	310	4980.82	8620	129285.34	878	28640.30
19	United Bank of India	1095	14299.78	274	2280.33	428	12253.41	192	2986.02	1523	26553.19	466	5266.35
20	Vijaya Bank	3322	28424.18	393	5207.26	1560	74389.99	220	6733.66	4882	102814.17	613	11940.92
21	State Bank of India	144338	1312880.00	15741	119601.00	400949	1078840.00	1424	148211.00	545287	2391720.00	17165	267812.00
	<b>PUBLIC SECTOR BANKS TOTAL</b>	<b>244159</b>	<b>2139860.77</b>	<b>30422</b>	<b>304253.52</b>	<b>425978</b>	<b>1820165.72</b>	<b>7099</b>	<b>283281.48</b>	<b>670137</b>	<b>3960026.49</b>	<b>37521</b>	<b>587535.00</b>
22	Axis Bank	9018	56606.89	2721	6187.35	1135	54288.09	0	0.00	10153	110894.99	2721	6187.35
23	Bhandhan Bank	2	17	2	10	0	0.00	0	0.00	2	16.79	2	10.20
24	Catholic Syrian Bank	32	370.45	0	0.00	0	0.00	0	0.00	32	370.45	0	0.00
25	City Union Bank	333	3055.47	71	820.80	183	4320.65	35	769.57	516	7376.12	106	1590.37
26	Development Credit Bank	688	7531.64	265	3513.85	771	24924.30	330	11440.31	1459	32455.94	595	14954.15
27	Dhanalaxmi Bank	205	2543.00	5	86.50	42	1253.23	4	250.00	247	3796.23	9	336.50
28	Equitas Bank	2	18.00	2	20.00	8	206.00	8	224.00	10	224.00	10	244.00
29	Federal Bank	1078	11402.00	47	807.00	487	18077.00	152	5490.00	1565	29479.00	199	6297.00
30	HDFC Bank	17373	116261.48	3763	4867.73	13397	301500.53	0	0.00	30770	417762.01	3763	4867.73
31	ICICI Bank	15116	173456.08	3087	44782.43	21569	711508.34	4682	227538.52	36685	884964.42	7769	272320.95
32	Indusind Bank	218	2622.54	0	0.00	0	0.00	0	0.00	218	2622.54	0	0.00
33	Jammu & Kashmir Bank	50	885.72	13	297.00	0	0.00	0	0.00	50	885.72	13	297.00
34	Karnataka Bank	1144	14950.39	323	6555.05	798	27173.52	261	13752.28	1942	42123.91	584	20307.33
35	Karur Vysya Bank	801	7270.00	17	213.00	946	28275.00	207	5472.00	1747	35545.00	224	5685.00
36	KBSLAB	135	181.85	44	68.20	9	89.31	1	35.00	144	271.16	45	103.20
37	Laxmi Vilas Bank	138	1439.08	21	267.92	195	3334.11	35	950.45	333	4773.19	56	1218.37
38	Ratnakar Bank	28	183.33	0	0.00	34	776.08	8	396.69	62	959.41	8	396.69
39	South Indian Bank	590	6339.81	82	881.12	0	0.00	0	0.00	590	6339.81	82	881.12
40	Kotak Mahindra Bank	1669	5461.02	90	328.78	0	0.00	0	0.00	1669	5461.02	90	328.78
41	Yes Bank	1055	7323.00	671	3005.00	249	6490.00	90	2298.00	1304	13813.00	761	5303.00
42	Tamilnadu Mer. Bank	98	900.64	29	280.88	39	931.69	20	394.49	137	1832.33	49	675.37
	<b>PRIVATE SECTOR BANKS TOTAL</b>	<b>49773</b>	<b>418819.18</b>	<b>11253</b>	<b>72992.80</b>	<b>39862</b>	<b>1183147.86</b>	<b>5833</b>	<b>269011.31</b>	<b>89635</b>	<b>1601967.04</b>	<b>17086</b>	<b>342004.11</b>
	<b>COMMERCIAL BANKS TOTAL</b>	<b>293932</b>	<b>2558679.95</b>	<b>41675</b>	<b>377246.32</b>	<b>465840</b>	<b>3003313.58</b>	<b>12932</b>	<b>552292.79</b>	<b>759772</b>	<b>5561993.53</b>	<b>54607</b>	<b>929539.11</b>
43	TS Co-op Bank Ltd	1466	7206.08	658	3931.93	469	2037.69	19	274.17	1935	9243.77	677	4206.10
44	A P Mahesh Co-op Bank	850	6724.04	301	2626.79	100	2660.00	6	50.00	950	9384.04	307	2676.79
	<b>Co-OPERATIVE BANKS TOTAL</b>	<b>2316</b>	<b>13930.12</b>	<b>959</b>	<b>6558.72</b>	<b>569</b>	<b>4697.69</b>	<b>25</b>	<b>324.17</b>	<b>2885</b>	<b>18627.81</b>	<b>984</b>	<b>6882.89</b>
45	APGVB	9347	82659.74	1974	26644.17	2204	60390.05	747	16339.62	11551	143049.79	2721	42983.79
46	Telangana Grameena Bank	7083	52887.09	2292	11829.44	0	0.00	0	0.00	7083	52887.09	2292	11829.44
	<b>REGIONAL RURAL BANKS TOTAL</b>	<b>16430</b>	<b>135546.83</b>	<b>4266</b>	<b>38473.61</b>	<b>2204</b>	<b>60390.05</b>	<b>747</b>	<b>16339.62</b>	<b>18634</b>	<b>195936.88</b>	<b>5013</b>	<b>54813.23</b>
47	APSFC	0	0.00	0	0.00	0	0.00	0	0.00	0	0.00	0	0.00
	<b>OTHERS TOTAL</b>	<b>0</b>	<b>0.00</b>	<b>0</b>	<b>0.00</b>	<b>0</b>	<b>0.00</b>	<b>0</b>	<b>0.00</b>	<b>0</b>	<b>0.00</b>	<b>0</b>	<b>0.00</b>
	<b>GRAND TOTAL</b>	<b>312678</b>	<b>2708156.90</b>	<b>46900</b>	<b>422278.65</b>	<b>468613</b>	<b>3068401.32</b>	<b>13704</b>	<b>568956.58</b>	<b>781291</b>	<b>5776558.22</b>	<b>60604</b>	<b>991235.23</b>

## SLBC TELANGANA

BANK-WISE EDUCATION LOANS AS ON 31/12/18

CONVENOR : 

ANNEXURE 13

(Rs. In lac)

Sl.No	Name of the Bank	PRIORITY SECTOR ADVANCES				NON-PRIORITY SECTOR ADVANCES				TOTAL EDUCATION LOANS (Priority + Non-priority)			
		Outstanding		Disbursement		Outstanding		Disbursement		Outstanding		Disbursement	
		No. of a/c	Amount	No. of a/c	Amount	No. of a/c	Amount	No. of a/c	Amount	No. of a/c	Amount	No. of a/c	Amount
1	Allahabad Bank	925	2476.00	112	520.00	239	2640.97	40	263.64	1164	5116.97	152	783.64
2	Andhra Bank	8314	37931.01	1878	5069.66	2780	49325.54	922	6313.65	11094	87256.55	2800	11383.31
3	Bank Of Baroda	1203	7625.00	194	852.00	0	0.00	0	0.00	1203	7625.00	194	852.00
4	Bank of India	1181	6104.46	95	277.00	0	0.00	0	0.00	1181	6104.46	95	277.00
5	Bank of Maharashtra	288	1351.00	67	125.00	146	1885.00	32	198.00	434	3236.00	99	323.00
6	Canara Bank	3642	19549.31	2284	5781.84	1005	7222.96	138	872.01	4647	26772.27	2422	6653.85
7	Central Bank of India	1212	4053.00	35	106.00	0	0.00	0	0.00	1212	4053.00	35	106.00
8	Corporation Bank	1167	4924.76	103	191.80	0	0.00	0	0.00	1167	4924.76	103	191.80
9	Dena Bank	206	1441.41	6	38.48	2	29.55	0	0.00	208	1470.96	6	38.48
10	IDBI Bank	1493	9453.48	250	1054.17	4	39.08	1	3.72	1497	9492.56	251	1057.89
11	Indian Bank	1795	16852.47	442	795.34	231	1024.36	16	96.54	2026	17876.83	458	891.88
12	Indian Overseas Bank	1567	8325.62	112	415.00	0	0.00	0	0.00	1567	8325.62	112	415.00
13	Oriental Bank of Commerce	1167	5854.39	363	2285.00	1221	24428.28	100	4000.00	2388	30282.67	463	6285.00
14	Punjab National Bank	1415	8578.00	512	2628.00	10	3502.00	0	0.00	1425	12080.00	512	2628.00
15	Punjab & Sind Bank	33	1473.52	2	29.66	0	0.00	0	0.00	33	1473.52	2	29.66
16	Syndicate Bank	2682	11882.33	186	388.67	9	1256.15	0	0.00	2691	13138.48	186	388.67
17	UCO Bank	1056	3137.06	56	255.28	56	579.38	11	82.00	1112	3716.44	67	337.28
18	Union Bank Of India	2315	8833.33	320	602.77	396	6557.95	44	442.30	2711	15391.28	364	1045.07
19	United Bank of India	81	438.07	2	1.51	129	1284.36	59	221.44	210	1722.43	61	222.95
20	Vijaya Bank	1565	8579.91	156	636.81	38	587.91	5	17.05	1603	9167.82	161	653.86
21	State Bank of India	23694	111879.00	2210	10473.00	7919	37693.00	141	804.00	31613	149572.00	2351	11277.00
	<b>PUBLIC SECTOR BANKS TOTAL</b>	<b>57001</b>	<b>280743.13</b>	<b>9385</b>	<b>32526.99</b>	<b>14185</b>	<b>138056.49</b>	<b>1509</b>	<b>13314.35</b>	<b>71186</b>	<b>418799.62</b>	<b>10894</b>	<b>45841.34</b>
22	Axis Bank	1387	6474.20	365	3029.02	5	76.16	0	0.00	1392	6550.36	365	3029.02
23	Bhandhan Bank	0	0.00	0	0.00	0	0.00	0	0.00	0	0.00	0	0.00
24	Catholic Syrian Bank	9	45.11	0	0.00	0	0.00	0	0.00	9	45.11	0	0.00
25	City Union Bank	35	229.78	7	13.65	23	372.42	9	62.83	58	602.20	16	76.48
26	Development Credit Bank	18	42.87	5	12.57	30	158.05	18	67.73	48	200.92	23	80.30
27	Dhanalaxmi Bank	17	109.86	0	0.00	3	60.00	0	0.00	20	169.86	0	0.00
28	Equitas Bank	0	0.00	0	0.00	0	0.00	0	0.00	0	0.00	0	0.00
29	Federal Bank	37	151.00	8	27.00	15	204.00	6	36.00	52	355.00	14	63.00
30	HDFC Bank	158	370.09	15	31.98	5	90.11	1	1.52	163	460.20	16	33.50
31	ICICI Bank	161	599.70	82	305.16	4	54.97	10	117.97	165	654.67	92	423.13
32	Indusind Bank	0	0.00	0	0.00	0	0.00	0	0.00	0	0.00	0	0.00
33	Jammu & Kashmir Bank	15	75.79	5	44.00	16	150.12	3	56.00	31	225.91	8	100.00
34	Karnataka Bank	67	362.61	7	52.63	153	1267.32	38	969.80	220	1629.93	45	1022.43
35	Karur Vysya Bank	170	911.00	14	70.00	100	1383.00	0	0.00	270	2294.00	14	70.00
36	KBSLAB	0	0.00	0	0.00	0	0.00	0	0.00	0	0.00	0	0.00
37	Laxmi Vilas Bank	12	95.32	1	2.25	22	207.11	4	12.19	34	302.44	5	14.44
38	Ratnakar Bank	0	0.00	0	0.00	0	0.00	0	0.00	0	0.00	0	0.00
39	South Indian Bank	33	138.90	5	21.04	0	0.00	0	0.00	33	138.90	5	21.04
40	Kotak Mahindra Bank	9	13.30	3	77.23	0	0.00	0	0.00	9	13.30	3	77.23
41	Yes Bank	0	0.00	0	0.00	0	0.00	0	0.00	0	0.00	0	0.00
42	Tamilnadu Mer. Bank	8	50.93	2	4.12	7	70.25	2	10.07	15	121.18	4	14.19
	<b>PRIVATE SECTOR BANKS TOTAL</b>	<b>2136</b>	<b>9670.46</b>	<b>519</b>	<b>3690.65</b>	<b>383</b>	<b>4093.52</b>	<b>91</b>	<b>1334.11</b>	<b>2519</b>	<b>13763.98</b>	<b>610</b>	<b>5024.76</b>
	<b>COMMERCIAL BANKS TOTAL</b>	<b>59137</b>	<b>290413.59</b>	<b>9904</b>	<b>36217.64</b>	<b>14568</b>	<b>142150.01</b>	<b>1600</b>	<b>14648.45</b>	<b>73705</b>	<b>432563.60</b>	<b>11504</b>	<b>50866.10</b>
43	TS Co-op Bank Ltd	870	7328.18	164	1491.68	97	613.03	23	116.58	967	7941.21	187	1608.26
44	A P Mahesh Co-op Bank	72	1150.13	33	99.57	0	0.00	0	0.00	72	1150.13	33	99.57
	<b>Co-OPERATIVE BANKS TOTAL</b>	<b>942</b>	<b>8478.31</b>	<b>197</b>	<b>1591.25</b>	<b>97</b>	<b>613.03</b>	<b>23</b>	<b>116.58</b>	<b>1039</b>	<b>9091.34</b>	<b>220</b>	<b>1707.83</b>
45	APGVB	1508	5180.79	139	507.99	0	0.00	0	0.00	1508	5180.79	139	507.99
46	Telangana Grameena Bank	675	2013.87	107	186.66	0	0.00	0	0.00	675	2013.87	107	186.66
	<b>REGIONAL RURAL BANKS TOTAL</b>	<b>2183</b>	<b>7194.66</b>	<b>246</b>	<b>694.65</b>	<b>0</b>	<b>0.00</b>	<b>0</b>	<b>0.00</b>	<b>2183</b>	<b>7194.66</b>	<b>246</b>	<b>694.65</b>
47	APSFC	0	0	0	0	0	0	0	0	0	0.00	0	0.00
	<b>OTHERS TOTAL</b>	<b>0</b>	<b>0.00</b>	<b>0</b>	<b>0.00</b>	<b>0</b>	<b>0.00</b>	<b>0</b>	<b>0.00</b>	<b>0</b>	<b>0.00</b>	<b>0</b>	<b>0.00</b>
	<b>GRAND TOTAL</b>	<b>62262</b>	<b>306086.56</b>	<b>10347</b>	<b>38503.54</b>	<b>14665</b>	<b>142763.04</b>	<b>1623</b>	<b>14765.03</b>	<b>76927</b>	<b>448849.60</b>	<b>11970</b>	<b>53268.58</b>

## BANK-WISE TARGETS ALLOCATED FOR THE YEAR 2018-19 - EDUCATION LOANS (PRIORITY SECTOR) POSITION AS AT THE END OF 31/12/18

(Rs. In lac)

Sl.No	Name of the Bank	Targets for 2018-19		Outstandings		Disbursement		Overdue position			NPAs	
		No. of a/c	Amount	No. of a/c	Amount	No. of a/c	Amount	No. of a/c	Amount	Amount	No. of a/c	Amount
1	Allahabad Bank	460	1154.00	925	2476.00	112	520.00	90	493.64	22.00	18	52.78
2	Andhra Bank	8438	23783.00	8314	37931.01	1878	5069.66	2487	11067.71	2453.13	686	1267.24
3	Bank Of Baroda	1200	3052.00	1203	7625.00	194	852.00	465	2135.00	135.00	165	598.00
4	Bank of India	970	2380.00	1181	6104.46	95	277.00	99	213.50	213.50	99	213.50
5	Bank of Maharashtra	374	1037.00	288	1351.00	67	125.00	41	289.00	13.00	24	47.00
6	Canara Bank	2239	7056.00	3642	19549.31	2284	5781.84	313	2121.45	158.82	180	572.00
7	Central Bank of India	1642	2900.00	1212	4053.00	35	106.00	306	1855.00	134.00	149	205.00
8	Corporation Bank	1492	2287.00	1167	4924.76	103	191.80	0	0.00	0.00	0	0.00
9	Dena Bank	1350	1230.00	206	1441.41	6	38.48	17	62.15	0.00	0	0.00
10	IDBI Bank	383	1731.00	1493	9453.48	250	1054.17	0	0.00	0.00	15	38.23
11	Indian Bank	1525	2485.00	1795	16852.47	442	795.34	0	0.00	0.00	132	265.37
12	Indian Overseas Bank	1783	3413.00	1567	8325.62	112	415.00	412	1836.45	27.84	218	1687.40
13	Oriental Bank of Commerce	323	1285.00	1167	5854.39	363	2285.00	0	0.00	0.00	55	144.38
14	Punjab National Bank	418	2089.00	1415	8578.00	512	2628.00	0	0.00	0.00	83	199.00
15	Punjab & Sind Bank	61	163.00	33	1473.52	2	29.66	0	0.00	0.00	1	6.42
16	Syndicate Bank	2460	7091.00	2682	11882.33	186	388.67	2015	7255.91	6893.11	2010	6867.69
17	UCO Bank	283	1079.00	1056	3137.06	56	255.28	0	0.00	0.00	0	0.00
18	Union Bank Of India	524	2421.00	2315	8833.33	320	602.77	55	91.22	192.00	741	44.11
19	United Bank of India	157	529.00	81	438.07	2	1.51	3	3.47	3.47	3	3.47
20	Vijaya Bank	631	2945.00	1565	8579.91	156	636.81	441	1370.07	1076.20	269	293.87
21	State Bank of India	19382	46822.00	23694	111879.00	2210	10473.00	4780	17648.00	7208.00	1247	2656.00
	<b>PUBLIC SECTOR BANKS TOTAL</b>	<b>46095</b>	<b>116932.00</b>	<b>57001</b>	<b>280743.13</b>	<b>9385</b>	<b>32526.99</b>	<b>11524</b>	<b>46442.57</b>	<b>18530.07</b>	<b>6095</b>	<b>15161.46</b>
22	Axis Bank	1767	3590.00	1387	6474.20	365	3029.02	122	440.04	13.13	52	154.69
23	Bhandhan Bank	40	103.00	0	0.00	0	0.00	0	0.00	0.00	0	0.00
24	Catholic Syrian Bank	35	63.00	9	45.11	0	0.00	0	0.00	0.00	0	0.00
25	City Union Bank	282	351.00	35	229.78	7	13.65	15	97.46	10.61	2	10.90
26	Development Credit Bank	108	313.00	18	42.87	5	12.57	3	11.50	1.02	2	5.98
27	Dhanalaxmi Bank	78	192.00	17	109.86	0	0.00	0	0.00	0.00	0	0.00
28	Federal Bank	163	483.00	37	151.00	8	27.00	3	5.00	5.00	2	2.00
29	HDFC Bank	2921	7186.00	158	370.09	15	31.98	0	0.00	0.00	3	2.73
30	ICICI Bank	2685	5245.00	161	599.70	82	305.16	0	0.00	0.00	10	9.31
31	Indusind Bank	86	283.00	0	0.00	0	0.00	0	0.00	0.00	0	0.00
32	Jammu & Kashmir Bank	50	95.00	15	75.79	5	44.00	2	4.47	4.47	0	0.00
33	Karnataka Bank	119	596.00	67	362.61	7	52.63	1	0.09	0.09	1	0.09
34	Karur Vysya Bank	378	1624.00	170	911.00	14	70.00	5	30.00	30.00	5	30.00
35	KBSLAB	143	574.00	0	0.00	0	0.00	0	0.00	0.00	0	0.00
36	Laxmi Vilas Bank	226	804.00	12	95.32	1	2.25	0	0.00	0.00	0	0.00
37	Ratnakar Bank	60	52.00	0	0.00	0	0.00	0	0.00	0.00	0	0.00
38	South Indian Bank	289	1278.00	33	138.90	5	21.04	0	0.00	0.00	0	0.00
39	Kotak Mahindra Bank	453	2102.00	9	13.30	3	77.23	0	0.00	0.00	7	8.01
40	Yes Bank & Others	56	259.00	0	0.00	0	0.00	0	0.00	0.00	0	0.00
41	Tamilnadu Mer. Bank	26	128.00	8	50.93	2	4.12	0	0.00	0.00	0	0.00
	<b>PRIVATE SECTOR BANKS TOTAL</b>	<b>9965</b>	<b>25321.00</b>	<b>2136</b>	<b>9670.46</b>	<b>519</b>	<b>3690.65</b>	<b>151</b>	<b>588.56</b>	<b>64.32</b>	<b>84</b>	<b>223.72</b>
	<b>COMMERCIAL BANKS TOTAL</b>	<b>56060</b>	<b>142253.00</b>	<b>59137</b>	<b>290413.59</b>	<b>9904</b>	<b>36217.64</b>	<b>11675</b>	<b>47031.13</b>	<b>18594.40</b>	<b>6179</b>	<b>15385.18</b>
42	TS Co-op Apex Bank	2638	10358.00	870	7328.18	164	1491.68	39	56.63	53.82	9	75.03
43	A P Mahesh Co-op Bank	299	1752.00	72	1150.13	33	99.57	0	0.00	0.00	0	0.00
	<b>Co-OPERATIVE BANKS TOTAL</b>	<b>2937</b>	<b>12110.00</b>	<b>942</b>	<b>8478.31</b>	<b>197</b>	<b>1591.25</b>	<b>39</b>	<b>56.63</b>	<b>53.82</b>	<b>9</b>	<b>75.03</b>
44	APGVB	4261	15504.00	1508	5180.79	139	507.99	376	612.49	289.18	180	258.96
45	Telangana Grameena Bank	832	9966.00	675	2013.87	107	186.66	319	795.80	144.02	119	193.59
	<b>REGIONAL RURAL BANKS TOTAL</b>	<b>5093</b>	<b>25470.00</b>	<b>2183</b>	<b>7194.66</b>	<b>246</b>	<b>694.65</b>	<b>695</b>	<b>1408.29</b>	<b>433.20</b>	<b>299</b>	<b>452.55</b>
46	APSFC	0	0.00	0	0.00	0	0.00	0	0.00	0.00	0	0.00
	<b>OTHERS TOTAL</b>	<b>0</b>	<b>0.00</b>	<b>0</b>	<b>0.00</b>	<b>0</b>	<b>0.00</b>	<b>0</b>	<b>0.00</b>	<b>0.00</b>	<b>0</b>	<b>0.00</b>
	<b>GRAND TOTAL</b>	<b>64090</b>	<b>0.00</b>	<b>62262</b>	<b>306086.56</b>	<b>10347</b>	<b>38503.54</b>	<b>12409</b>	<b>48496.05</b>	<b>19081.42</b>	<b>6487</b>	<b>15912.76</b>

Sl.No	Name of the Bank	Outstandings		Disbursement	
		No. of A/c.	Amount	No. of A/c.	Amount
1	Allahabad Bank	0	0.00	0	0.00
2	Andhra Bank	0	0.00	0	0.00
3	Bank Of Baroda	0	0.00	0	0.00
4	Bank of India	9	344.87	0	0.00
5	Bank of Maharashtra	1	142.00	1	142.00
6	Canara Bank	0	0.00	0	0.00
7	Central Bank of India	0	0.00	0	0.00
8	Corporation Bank	0	0.00	0	0.00
9	Dena Bank	0	0.00	0	0.00
10	IDBI Bank	0	0.00	0	0.00
11	Indian Bank	0	0.00	0	0.00
12	Indian Overseas Bank	0	0.00	0	0.00
13	Oriental Bank of Commerce	0	0.00	0	0.00
14	Punjab National Bank	5	1147.00	2	89.00
15	Punjab & Sind Bank	0	0.00	0	0.00
16	Syndicate Bank	0	0.00	0	0.00
17	UCO Bank	0	0.00	0	0.00
18	Union Bank Of India	0	0.00	0	0.00
19	United Bank of India	0	0.00	0	0.00
20	Vijaya Bank	0	0.00	0	0.00
21	State Bank of India	207	11363.00	0	0.00
	<b>PUBLIC SECTOR BANKS TOTAL</b>	<b>222</b>	<b>12996.87</b>	<b>3</b>	<b>231.00</b>
22	Axis Bank	0	0.00	0	0.00
23	Bhandhan Bank	0	0.00	0	0.00
24	Catholic Syrian Bank	0	0.00	0	0.00
25	City Union Bank	0	0.00	0	0.00
26	Development Credit Bank	0	0.00	0	0.00
27	Dhanalaxmi Bank	0	0.00	0	0.00
28	Equitas Bank	0	0.00	0	0.00
29	Federal Bank	0	0.00	0	0.00
30	HDFC Bank	0	0.00	0	0.00
31	ICICI Bank	4	896.57	7	3010.80
32	Indusind Bank	0	0.00	0	0.00
33	Jammu & Kashmir Bank	0	0.00	0	0.00
34	Karnataka Bank	0	0.00	0	0.00
35	Karur Vysya Bank	0	0.00	0	0.00
36	KBSLAB	0	0.00	0	0.00
37	Laxmi Vilas Bank	0	0.00	0	0.00
38	Ratnakar Bank	0	0.00	0	0.00
39	South Indian Bank	0	0.00	0	0.00
40	Kotak Mahindra Bank	17	1027.40	26	798.49
41	Yes Bank	0	0.00	0	0.00
42	Tamilnadu Mer. Bank	0	0.00	0	0.00
	<b>PRIVATE SECTOR BANKS TOTAL</b>	<b>21</b>	<b>1923.97</b>	<b>33</b>	<b>3809.29</b>
	<b>COMMERCIAL BANKS TOTAL</b>	<b>243</b>	<b>14920.84</b>	<b>36</b>	<b>4040.29</b>
43	TS Co-op Apex Bank	0	0.00	0	0.00
44	A P Mahesh Co-op Bank	0	0.00	0	0.00
	<b>Co-OPERATIVE BANKS TOTAL</b>	<b>0</b>	<b>0.00</b>	<b>0</b>	<b>0.00</b>
45	APGVB	0	0.00	0	0.00
46	Telangana Grameena Bank	0	0.00	0	0.00
	<b>REGIONAL RURAL BANKS TOTAL</b>	<b>0</b>	<b>0.00</b>	<b>0</b>	<b>0.00</b>
47	APSFC	0	0.00	0	0.00
	<b>OTHERS TOTAL</b>	<b>0</b>	<b>0.00</b>	<b>0</b>	<b>0.00</b>
	<b>GRAND TOTAL</b>	<b>243</b>	<b>14920.84</b>	<b>36</b>	<b>4040.29</b>

## BANK-WISE ADVANCES TO MINORITIES AS ON 31/12/18

(Rs. In lac)

Sl.No	Name of the Bank	Outstanding		Disbursement		Overdue			NPAs	
		No. of a/c	Amount	No. of a/c	Amount	No. of a/c	Total Balance in overdue	Actual overdue amount	No. of a/c	Amount
1	Allahabad Bank	1527	2252.00	306	523.00	108	122.00	91.00	33	71.00
2	Andhra Bank	59367	129701.21	29360	68497.31	27926	64304.38	49151.37	4879	26241.92
3	Bank Of Baroda	2561	5992.00	1241	552.00	0	0.00	0.00	0	0.00
4	Bank of India	1162	3279.91	49	59.09	167	378.22	378.22	167	378.22
5	Bank of Maharashtra	911	2084.00	184	215.00	124	324.00	219.00	89	217.00
6	Canara Bank	27088	41234.63	3142	4274.21	863	3986.00	2975.00	1396	2312.00
7	Central Bank of India	5574	11952.52	0	0.00	0	0.00	0.00	0	0.00
8	Corporation Bank	0	0.00	0	0.00	0	0.00	0.00	0	0.00
9	Dena Bank	1362	3315.44	9	14.40	0	0.00	0.00	0	0.00
10	IDBI Bank	1794	9041.61	707	2198.98	0	0.00	0.00	105	220.84
11	Indian Bank	236	1234.65	0	0.00	0	0.00	0.00	38	68.34
12	Indian Overseas Bank	19835	17048.40	2640	2039.83	8814	923.30	150.38	5810	8851.82
13	Oriental Bank of Commerce	547	3072.97	70	250.00	0	0.00	0.00	0	0.00
14	Punjab National Bank	2505	24203.00	712	3065.00	0	0.00	0.00	0	0.00
15	Punjab & Sind Bank	0	0.00	0	0.00	0	0.00	0.00	0	0.00
16	Syndicate Bank	2964	6842.85	278	572.00	0	0.00	0.00	0	0.00
17	UCO Bank	5259	9890.15	166	192.75	2325	2492.81	851.57	1728	1541.87
18	Union Bank Of India	5410	10424.86	353	698.00	2587	5574.93	194.35	1894	2635.92
19	United Bank of India	45	28.84	11	17.20	0	0.00	0.00	0	0.00
20	Vijaya Bank	3598	6064.56	1409	1471.17	988	1455.15	805.37	646	649.78
21	State Bank of India	678998	608319.00	2893	2624.00	52100	128276.00	52394.00	65269	74290.00
	<b>PUBLIC SECTOR BANKS TOTAL</b>	<b>820743</b>	<b>895982.60</b>	<b>43530</b>	<b>87263.94</b>	<b>96002</b>	<b>207836.79</b>	<b>107210.26</b>	<b>82054</b>	<b>117478.71</b>
22	Axis Bank	1409	8684.97	286	2326.62	0	0.00	0.00	0	0.00
23	Bhandhan Bank	741	137	725	126	0	0	0	0	0
24	Catholic Syrian Bank	0	0.00	0	0.00	0	0.00	0.00	0	0.00
25	City Union Bank	713	762.60	743	632.70	177	344.93	135.07	3	78.09
26	Development Credit Bank	277	3280.87	50	534.15	49	620.71	15.21	4	8.60
27	Dhanalaxmi Bank	152	350.00	12	34.00	0	0.00	0.00	0	0.00
28	Equitas Bank	507	1479.00	52	310.00	0	0.00	0.00	0	0.00
29	Federal Bank	600	4273.00	374	1658.00	227	53.00	1069.00	14	0.00
30	HDFC Bank	10391	21928.78	3874	5136.83	3496	1323.75	155.24	2066	1786.08
31	ICICI Bank	5690	24829.19	3357	9946.64	0	0.00	0.00	107	281.01
32	Indusind Bank	6608	6610.65	2079	2925.88	0	0.00	0.00	0	0.00
33	Jammu & Kashmir Bank	125	935.00	8	167.90	11	59.76	59.76	11	59.76
34	Karnataka Bank	231	1025.37	73	386.01	13	52.10	52.10	13	52.10
35	Karur Vysya Bank	0	0.00	0	0.00	0	0.00	0.00	0	0.00
36	KBSLAB	0	0.00	0	0.00	0	0.00	0.00	0	0.00
37	Laxmi Vilas Bank	765	3373.40	398	1429.04	0	0.00	0.00	46	364.99
38	Ratnakar Bank	243	740.87	115	449.21	0	0.00	0.00	3	4.31
39	South Indian Bank	486	379.09	0	0.00	0	0.00	0.00	23	5.60
40	Kotak Mahindra Bank	655	4655.83	155	971.97	0	0.00	0.00	29	120.14
41	Yes Bank	240	5607.00	179	8147.00	0	0.00	0.00	0	0.00
42	Tamilnadu Mer. Bank	191	492.32	197	473.91	0	0.00	0.00	0	0.00
	<b>PRIVATE SECTOR BANKS TOTAL</b>	<b>30024</b>	<b>89544.68</b>	<b>12677</b>	<b>35655.95</b>	<b>3973</b>	<b>2454.25</b>	<b>1486.38</b>	<b>2319</b>	<b>2760.68</b>
	<b>COMMERCIAL BANKS TOTAL</b>	<b>850767</b>	<b>985527.28</b>	<b>56207</b>	<b>122919.89</b>	<b>99975</b>	<b>210291.03</b>	<b>108696.64</b>	<b>84373</b>	<b>120239.39</b>
43	TS Co-op Apex Bank	40021	21556.19	14268	8025.80	1104	261.65	235.01	9162	713.64
44	A P Mahesh Co-op Bank	2365	3359.00	23	74.00	15	400.00	250.00	12	130.00
	<b>Co-OPERATIVE BANKS TOTAL</b>	<b>42386</b>	<b>24915.19</b>	<b>14291</b>	<b>8099.80</b>	<b>1119</b>	<b>661.65</b>	<b>485.01</b>	<b>9174</b>	<b>843.64</b>
45	APGVB	65333	70860.01	33921	30274.97	20451	13274.82	2568.47	1123	684.52
46	Telangana Grameena Bank	67898	61944.27	11321	12434.00	41133	34308.31	13189.27	4831	2589.18
	<b>REGIONAL RURAL BANKS TOTAL</b>	<b>133231</b>	<b>132804.28</b>	<b>45242</b>	<b>42708.97</b>	<b>61584</b>	<b>47583.13</b>	<b>15757.74</b>	<b>5954</b>	<b>3273.70</b>
47	APSFC	0	0.00	0	0.00	0	0.00	0.00	0	0.00
	<b>OTHERS TOTAL</b>	<b>0</b>	<b>0.00</b>	<b>0</b>	<b>0.00</b>	<b>0</b>	<b>0.00</b>	<b>0.00</b>	<b>0</b>	<b>0.00</b>
	<b>GRAND TOTAL</b>	<b>1026384</b>	<b>1143246.74</b>	<b>115740</b>	<b>173728.66</b>	<b>162677</b>	<b>258535.81</b>	<b>124939.39</b>	<b>99501</b>	<b>124356.73</b>

## BANK-WISE ADVANCES TO WEAKER SECTIONS AS ON 31/12/18

(Rs. In lac)

Sl.No	Name of the Bank	Outstanding		Disbursement		Overdue			NPAs	
		No. of a/c	Amount	No. of a/c	Amount	No. of a/c	Total Balance in overdue accounts	Actual overdue amount	No. of a/c	Amount
1	Allahabad Bank	4375	4616.00	352	678.00	473	366.00	142.00	61	95.00
2	Andhra Bank	735577	716896.13	420682	405128.68	396467	344500.83	140990.97	27810	16939.98
3	Bank Of Baroda	20276	5985.00	3154	598.00	0	0.00	0.00	0	0.00
4	Bank of India	20746	23585.68	228	298.75	1981	2639.67	2639.67	1981	2639.67
5	Bank of Maharashtra	10784	8978.00	1682	1702.00	1252	978.00	419.00	1124	828.00
6	Canara Bank	153635	159487.04	5862	8262.12	10001	13262.00	10162.00	9122	8516.00
7	Central Bank of India	21210	47456.28	4121	7844.75	0	0.00	0.00	0	0.00
8	Corporation Bank	38594	57243.17	5615	5586.77	0	0.00	0.00	0	0.00
9	Dena Bank	3872	3327.48	11	30.30	0	0.00	0.00	0	0.00
10	IDBI Bank	15676	38321.02	7084	15445.88	0	0.00	0.00	838	1240.79
11	Indian Bank	46545	39930.00	2875	1917.00	0	0.00	0.00	684	242.65
12	Indian Overseas Bank	8956	8034.86	1073	818.73	4403	3763.69	515.00	3678	3371.19
13	Oriental Bank of Commerce	2386	8338.84	1355	3030.48	0	0.00	0.00	0	0.00
14	Punjab National Bank	40412	39223.00	12445	13953.00	0	0.00	0.00	0	0.00
15	Punjab & Sind Bank	0	0.00	0	0.00	0	0.00	0.00	0	0.00
16	Syndicate Bank	1713	2703.75	396	928.56	0	0.00	0.00	0	0.00
17	UCO Bank	4795	4043.44	211	261.05	2023	1541.87	876.24	1517	1124.73
18	Union Bank Of India	108915	127433.18	6384	7605.17	19132	10079.59	3103.60	13319	4352.73
19	United Bank of India	68	443.30	37	42.30	0	0.00	0.00	0	0.00
20	Vijaya Bank	62847	60451.00	0	0.00	0	0.00	0.00	0	0.00
21	State Bank of India	1351137	1313211.00	2953	3047.00	30704	60483.00	24704.00	139835	97013.00
	<b>PUBLIC SECTOR BANKS TOTAL</b>	<b>2652519</b>	<b>2669708.17</b>	<b>476520</b>	<b>477178.54</b>	<b>466436</b>	<b>437614.65</b>	<b>183552.48</b>	<b>199969</b>	<b>136363.74</b>
22	Axis Bank	0	0.00	0	0.00	0	0.00	0.00	0	0.00
23	Bhandhan Bank	1952	283.85	1953	317.69	0	0.00	0.00	0	0.00
24	Catholic Syrian Bank	0	0.00	0	0.00	0	0.00	0.00	0	0.00
25	City Union Bank	8495	5834.80	7417	5027.07	1591	1082.17	1058.45	3	2.97
26	Development Credit Bank	4240	9382.42	2508	4239.54	1635	2967.08	305.69	84	218.74
27	Dhanalaxmi Bank	0	0.00	0	0.00	1	0.00	0.00	0	0.00
28	Equitas Bank	0	0.00	0	0.00	0	0.00	0.00	0	0.00
29	Federal Bank	0	0.00	0	0.00	0	0.00	0.00	0	0.00
30	HDFC Bank	52053	99490.14	25549	31168.75	1843	1234.35	212.09	881	1247.66
31	ICICI Bank	75958	169086.77	57089	96797.39	0	0.00	0.00	729	7391.45
32	Indusind Bank	50238	57236.29	17924	26670.05	0	0.00	0.00	3150	710.22
33	Jammu & Kashmir Bank	0	0.00	0	0.00	0	0.00	0.00	0	0.00
34	Karnataka Bank	0	0.00	0	0.00	0	0.00	0.00	0	0.00
35	Karur Vysya Bank	0	0.00	0	0.00	0	0.00	0.00	0	0.00
36	KBSLAB	0	0.00	0	0.00	0	0.00	0.00	0	0.00
37	Laxmi Vilas Bank	0	0.00	0	0.00	0	0.00	0.00	0	0.00
38	Ratnakar Bank	654	1611.20	210	763.76	110	3700.52	3700.52	20	40.47
39	South Indian Bank	471	309.45	0	0.00	0	0.00	0.00	19	55.37
40	Kotak Mahindra Bank	12115	28654.76	2899	9084.13	0	0.00	0.00	2049	700.91
41	Yes Bank	255	5635.00	647	3090.00	0	0.00	0.00	0	0.00
42	Tamilnadu Mer. Bank	0	0.00	0	0.00	0	0.00	0.00	0	0.00
	<b>PRIVATE SECTOR BANKS TOTAL</b>	<b>206431</b>	<b>377524.66</b>	<b>116196</b>	<b>177158.38</b>	<b>5180</b>	<b>8984.12</b>	<b>5276.75</b>	<b>6935</b>	<b>10367.80</b>
	<b>COMMERCIAL BANKS TOTAL</b>	<b>2858950</b>	<b>3047232.83</b>	<b>592716</b>	<b>654336.92</b>	<b>471616</b>	<b>446598.78</b>	<b>188829.23</b>	<b>206904</b>	<b>146731.55</b>
43	TS Co-op Apex Bank	289557	143848.56	161655	83273.95	10427	7741.28	2852.92	6830	1280.68
44	A P Mahesh Co-op Bank	3446	3356.00	28	74.00	44	732.00	571.50	26	460.00
	<b>Co-OPERATIVE BANKS TOTAL</b>	<b>293003</b>	<b>147204.56</b>	<b>161683</b>	<b>83347.95</b>	<b>10471</b>	<b>8473.28</b>	<b>3424.42</b>	<b>6856</b>	<b>1740.68</b>
45	APGVB	714282	871316.35	421470	364479.42	203568	146523.87	26854.51	18756	9241.60
46	Telangana Grameena Bank	339530	365766.14	70966	85642.33	243445	213072.60	87686.90	28592	16080.23
	<b>REGIONAL RURAL BANKS TOTAL</b>	<b>1053812</b>	<b>1237082.49</b>	<b>492436</b>	<b>450121.75</b>	<b>447013</b>	<b>359596.47</b>	<b>114541.41</b>	<b>47348</b>	<b>25321.83</b>
47	APSFC	0	0.00	0	0.00	0	0.00	0.00	0	0.00
	<b>OTHERS TOTAL</b>	<b>0</b>	<b>0.00</b>	<b>0</b>	<b>0.00</b>	<b>0</b>	<b>0.00</b>	<b>0.00</b>	<b>0</b>	<b>0.00</b>
	<b>GRAND TOTAL</b>	<b>4205765</b>	<b>4431519.89</b>	<b>1246835</b>	<b>1187806.62</b>	<b>929100</b>	<b>814668.53</b>	<b>306795.06</b>	<b>261109</b>	<b>173794.05</b>

## BANK-WISE ADVANCES TO SC/STs AS ON 31/12/18

(Rs. In lac)

Sl.No	Name of the Bank	Outstanding		Disbursement		Overdue			NPAs	
		No. of a/c	Amount	No. of a/c	Amount	No. of a/c	Total Balance in overdue accounts	Actual overdue amount	No. of a/c	Amount
1	Allahabad Bank	2323	2797.00	342	553.00	208	201.00	142.00	37	42.00
2	Andhra Bank	124815	127562.86	71223	65054.49	65555	59321.25	23911.81	6019	4235.60
3	Bank Of Baroda	38861	4325.00	1500	858.00	0	0.00	0.00	0	0.00
4	Bank of India	4096	5306.47	88	89.56	533	868.83	868.83	533	868.83
5	Bank of Maharashtra	5767	6984.00	745	681.00	0	0.00	0.00	0	0.00
6	Canara Bank	32308	35055.15	4568	6278.00	4376	3126.22	2439.93	1025	1624.00
7	Central Bank of India	17539	16586.35	0	0.00	0	0.00	0.00	0	0.00
8	Corporation Bank	0	0.00	0	0.00	0	0.00	0.00	0	0.00
9	Dena Bank	1049	1533.92	5	5.00	0	0.00	0.00	0	0.00
10	IDBI Bank	2503	7536.31	638	1918.48	0	0.00	0.00	205	233.48
11	Indian Bank	96125	90490.00	10425	6704.00	0	0.00	0.00	1258	342.25
12	Indian Overseas Bank	19120	32319.17	907	1601.24	5822	5603.82	681.86	4883	4800.83
13	Oriental Bank of Commerce	449	2854.18	60	220.00	0	0.00	0.00	0	0.00
14	Punjab National Bank	8032	7345.00	3076	2820.00	0	0.00	0.00	0	0.00
15	Punjab & Sind Bank	12	106.45	2	15.00	0	0.00	0.00	0	0.00
16	Syndicate Bank	10970	16489.19	1248	2001.83	0	0.00	0.00	0	0.00
17	UCO Bank	4581	4956.50	236	283.75	2072	1402.62	1257.62	1623	1322.51
18	Union Bank Of India	15419	14952.70	2289	3845.60	5449	3816.35	301.82	4334	1376.27
19	United Bank of India	323	967.23	70	125.97	0	0.00	0.00	0	0.00
20	Vijaya Bank	6570	5889.61	2978	2147.51	1456	1536.47	1014.02	697	522.45
21	State Bank of India	570130	350285.00	1991	1703.00	87971	100711.00	41135.00	62937	25902.00
	<b>PUBLIC SECTOR BANKS TOTAL</b>	<b>960992</b>	<b>734342.09</b>	<b>102391</b>	<b>96905.43</b>	<b>173442</b>	<b>176587.56</b>	<b>71752.89</b>	<b>83551</b>	<b>41270.22</b>
22	Axis Bank	2126	8688.09	288	1047.65	0	0.00	0.00	0	0.00
23	Bhandhan Bank	22	25.22	14	5.45	0	0.00	0.00	0	0.00
24	Catholic Syrian Bank	0	0.00	0	0.00	0	0.00	0.00	0	0.00
25	City Union Bank	17	222.16	8	59.60	8	69.24	2.75	1	2.07
26	Development Credit Bank	63	520.80	27	103.54	13	69.49	11.96	5	15.65
27	Dhanalaxmi Bank	0	0.00	0	0.00	0	0.00	0.00	0	0.00
28	Equitas Bank	69	155.00	6	37.00	0	0.00	0.00	0	0.00
29	Federal Bank	101	280.00	82	134.00	40	2.00	100.00	3	0.00
30	HDFC Bank	2274	9474.26	319	1513.01	45	114.26	16.43	66	189.47
31	ICICI Bank	10012	32380.58	6633	14919.89	0	0.00	0.00	194	615.25
32	Indusind Bank	15191	34650.18	5345	14779.46	0	0.00	0.00	1006	330.83
33	Jammu & Kashmir Bank	0	0.00	0	0.00	0	0.00	0.00	0	0.00
34	Karnataka Bank	75	375.80	25	230.92	11	12.01	12.01	11	12.01
35	Karur Vysya Bank	0	0.00	0	0.00	0	0.00	0.00	0	0.00
36	KBSLAB	0	0.00	0	0.00	0	0.00	0.00	0	0.00
37	Laxmi Vilas Bank	0	0.00	0	0.00	0	0.00	0.00	0	0.00
38	Ratnakar Bank	349	680.80	59	230.85	0	0.00	0.00	18	45.69
39	South Indian Bank	88	84.96	0	0.00	0	0.00	0.00	14	5.75
40	Kotak Mahindra Bank	2948	10770.25	974	3207.06	0	0.00	0.00	44	131.74
41	Yes Bank	3	115.00	1	18.00	0	0.00	0.00	0	0.00
42	Tamilnadu Mer. Bank	130	111.49	118	82.23	2	1.12	0.77	1	0.77
	<b>PRIVATE SECTOR BANKS TOTAL</b>	<b>33468</b>	<b>98534.59</b>	<b>13899</b>	<b>36368.65</b>	<b>119</b>	<b>268.12</b>	<b>143.92</b>	<b>1363</b>	<b>1349.24</b>
	<b>COMMERCIAL BANKS TOTAL</b>	<b>994460</b>	<b>832876.68</b>	<b>116290</b>	<b>133274.08</b>	<b>173561</b>	<b>176855.69</b>	<b>71896.80</b>	<b>84914</b>	<b>42619.46</b>
43	TS Co-op Apex Bank	169125	92483.70	98500	48564.66	5417	5143.67	866.35	6140	1148.55
44	A P Mahesh Co-op Bank	61	351.00	16	26.00	0	0.00	0.00	0	0.00
	<b>Co-OPERATIVE BANKS TOTAL</b>	<b>169186</b>	<b>92834.70</b>	<b>98516</b>	<b>48590.66</b>	<b>5417</b>	<b>5143.67</b>	<b>866.35</b>	<b>6140</b>	<b>1148.55</b>
45	APGVB	159654	187226.12	85571	78820.20	47612	30126.54	6011.79	3674	2145.88
46	Telangana Grameena Bank	200885	212380.34	33023	41520.67	138511	113759.11	49278.59	16268	8585.20
	<b>REGIONAL RURAL BANKS TOTAL</b>	<b>360539</b>	<b>399606.46</b>	<b>118594</b>	<b>120340.87</b>	<b>186123</b>	<b>143885.65</b>	<b>55290.38</b>	<b>19942</b>	<b>10731.08</b>
47	APSFC	0	0.00	0	0.00	0	0.00	0.00	0	0.00
	<b>OTHERS TOTAL</b>	<b>0</b>	<b>0.00</b>	<b>0</b>	<b>0.00</b>	<b>0</b>	<b>0.00</b>	<b>0.00</b>	<b>0</b>	<b>0.00</b>
	<b>GRAND TOTAL</b>	<b>1524185</b>	<b>1325317.84</b>	<b>333400</b>	<b>302205.61</b>	<b>365101</b>	<b>325885.01</b>	<b>128053.53</b>	<b>110995</b>	<b>54499.09</b>

Sl.No	Name of the Bank	Outstanding		Disbursement		Overdue			NPAs	
		No. of a/c	Amount	No. of a/c	Amount	No. of a/c	Total Balance in overdue accounts	Actual overdue amount	No. of a/c	Amount
1	Allahabad Bank	4844	8744.00	831	1426.00	348	201.00	164.00	37	55.00
2	Andhra Bank	339786	526628.64	213223	255504.98	160532	228423.32	64679.11	15788	17149.62
3	Bank Of Baroda	14856	33925.00	2015	1025.00	0	0.00	0.00	0	0.00
4	Bank of India	5272	2964.48	95	103.45	727	410.00	410.00	727	410.00
5	Bank of Maharashtra	6125	7315.00	831	983.00	0	0.00	0.00	0	0.00
6	Canara Bank	69980	138798.51	17632	18618.00	4626	5212.00	4126.00	4171	4026.00
7	Central Bank of India	25452	56947.53	4946	9413.70	0	0.00	0.00	0	0.00
8	Corporation Bank	0	0.00	0	0.00	0	0.00	0.00	0	0.00
9	Dena Bank	2177	6270.45	37	108.28	0	0.00	0.00	0	0.00
10	IDBI Bank	7460	29592.62	3447	10551.05	0	0.00	0.00	355	985.84
11	Indian Bank	19450	14540.00	1665	1084.28	0	0.00	0.00	254	116.34
12	Indian Overseas Bank	602	678.67	555	1251.98	286	8.90	2.06	230	7.21
13	Oriental Bank of Commerce	3820	20958.14	1343	7365.24	0	0.00	0.00	0	0.00
14	Punjab National Bank	18859	55303.00	7716	21097.00	0	0.00	0.00	0	0.00
15	Punjab & Sind Bank	2	23.50	1	7.00	0	0.00	0.00	0	0.00
16	Syndicate Bank	17358	31312.91	2789	19843.06	1185	1107.68	36.92	1030	968.42
17	UCO Bank	7268	16170.95	591	817.65	3974	2235.55	1223.80	2644	1416.08
18	Union Bank Of India	11731	3358.66	715	256.23	6874	1520.86	174.69	5838	1193.84
19	United Bank of India	638	9370.31	95	643.19	0	0.00	0.00	0	0.00
20	Vijaya Bank	29302	90469.21	14503	20076.86	4779	22886.68	8613.68	2153	14273.00
21	State Bank of India	938820	547966.00	3941	2932.00	159952	148376.00	60604.00	95640	50686.00
	<b>PUBLIC SECTOR BANKS TOTAL</b>	<b>1523802</b>	<b>1601337.58</b>	<b>276971</b>	<b>373107.95</b>	<b>343283</b>	<b>410381.99</b>	<b>140034.26</b>	<b>128867</b>	<b>91287.35</b>
22	Axis Bank	18657	31556.60	3873	22320.39	0	0.00	0.00	0	0.00
23	Bhandhan Bank	2013	510.11	1977	451.72	0	0.00	0.00	0	0.00
24	Catholic Syrian Bank	0	0.00	0	0.00	0	0.00	0.00	0	0.00
25	City Union Bank	1608	953.54	1474	887.01	256	136.78	136.38	0	0.00
26	Development Credit Bank	1356	6280.51	700	2111.89	428	1255.70	118.53	20	129.73
27	Dhanalaxmi Bank	938	3254.19	264	701.31	0	0.00	0.00	0	0.00
28	Equitas Bank	180	558.00	12	65.00	0	0.00	0.00	0	0.00
29	Federal Bank	4374	15648.00	4854	8896.00	2409	313.00	4755.00	22	0.00
30	HDFC Bank	115525	322240.90	49152	160092.98	2117	638.08	79.13	1494	2239.56
31	ICICI Bank	38328	257819.67	18014	89628.85	0	0.00	0.00	1199	1478.40
32	Indusind Bank	42973	64615.77	0	0.00	0	0.00	0.00	0	0.00
33	Jammu & Kashmir Bank	46	487.87	0	0.00	0	7.00	31.27	5	16.93
34	Karnataka Bank	981	5611.63	441	2706.31	18	84.80	84.80	18	84.80
35	Karur Vysya Bank	0	0.00	0	0.00	0	0.00	0.00	0	0.00
36	KBSLAB	0	0.00	0	0.00	0	0.00	0.00	0	0.00
37	Laxmi Vilas Bank	1114	2061.85	826	1195.64	0	0.00	0.00	12	6.10
38	Ratnakar Bank	525	2136.32	207	1025.95	0	0.00	0.00	20	38.32
39	South Indian Bank	0	0.00	0	0.00	0	0.00	0.00	29	37.60
40	Kotak Mahindra Bank	0	0.00	0	0.00	0	0.00	0.00	0	0.00
41	Yes Bank	1397	62236.00	12	8.00	0	0.00	0.00	0	0.00
42	Tamilnadu Mer. Bank	520	841.24	495	662.10	0	0.00	0.00	0	0.00
	<b>PRIVATE SECTOR BANKS TOTAL</b>	<b>230535</b>	<b>776812.20</b>	<b>82301</b>	<b>290753.14</b>	<b>5228</b>	<b>2435.36</b>	<b>5205.11</b>	<b>2819</b>	<b>4031.44</b>
	<b>COMMERCIAL BANKS TOTAL</b>	<b>1754337</b>	<b>2378149.78</b>	<b>359272</b>	<b>663861.09</b>	<b>348511</b>	<b>412817.36</b>	<b>145239.37</b>	<b>131686</b>	<b>95318.79</b>
43	TS Co-op Apex Bank	156599	92099.59	77718	43446.91	4305	3719.42	664.19	9056	755.55
44	A P Mahesh Co-op Bank	4551	9964.00	134	619.00	143	998.50	737.00	115	610.00
	<b>Co-OPERATIVE BANKS TOTAL</b>	<b>161150</b>	<b>102063.59</b>	<b>77852</b>	<b>44065.91</b>	<b>4448</b>	<b>4717.92</b>	<b>1401.19</b>	<b>9171</b>	<b>1365.55</b>
45	APGVB	441666	542299.24	267726	218882.60	137910	99746.18	16459.86	11247	4475.91
46	Telangana Grameena Bank	45263	47195.63	8129	9515.81	29381	23474.10	7971.53	3450	1771.55
	<b>REGIONAL RURAL BANKS TOTAL</b>	<b>486929</b>	<b>589494.87</b>	<b>275855</b>	<b>228398.41</b>	<b>167291</b>	<b>123220.28</b>	<b>24431.39</b>	<b>14697</b>	<b>6247.46</b>
47	APSFC	0	0.00	0	0.00	0	0.00	0.00	0	0.00
	<b>OTHERS TOTAL</b>	<b>0</b>	<b>0.00</b>	<b>0</b>	<b>0.00</b>	<b>0</b>	<b>0.00</b>	<b>0.00</b>	<b>0</b>	<b>0.00</b>
	<b>GRAND TOTAL</b>	<b>2402416</b>	<b>3069708.24</b>	<b>712979</b>	<b>936325.42</b>	<b>520250</b>	<b>540755.56</b>	<b>171071.96</b>	<b>155555</b>	<b>102931.80</b>



## BANK-WISE ADVANCES UNDER DRI AS ON 31/12/18

(Rs. In lac)

Sl.No	Name of the Bank	Outstanding		Disbursement		Overdue			NPAs	
		No. of a/c	Amount	No. of a/c	Amount	No. of a/c	Total Balance in overdue accounts	Actual overdue amount	No. of a/c	Amount
1	Allahabad Bank	22	15.50	5	9.00	0	0.00	0.00	2	1.00
2	Andhra Bank	117	36.53	12	1.95	66	6.75	6.83	25	3.29
3	Bank Of Baroda	0	0.00	0	0.00	0	0.00	0.00	0	0.00
4	Bank of India	1	1.20	0	0.00	1	1.20	1.20	1	1.20
5	Bank of Maharashtra	1	1.00	0	0.00	0	0.00	0.00	0	0.00
6	Canara Bank	2055	214.96	982	139.84	417	40.05	5.81	152	27.00
7	Central Bank of India	0	0.00	0	0.00	0	0.00	0.00	0	0.00
8	Corporation Bank	0	0.00	0	0.00	0	0.00	0.00	0	0.00
9	Dena Bank	0	0.00	0	0.00	0	0.00	0.00	0	0.00
10	IDBI Bank	0	0.00	0	0.00	0	0.00	0.00	0	0.00
11	Indian Bank	18	2.00	18	2.00	0	0.00	0.00	12	32.65
12	Indian Overseas Bank	131	10.79	12	1.82	278	8.62	2.45	223	6.75
13	Oriental Bank of Commerce	0	0.00	0	0.00	0	0.00	0.00	0	0.00
14	Punjab National Bank	59	3.00	61	0.18	0	0.00	0.00	0	0.00
15	Punjab & Sind Bank	0	0.00	0	0.00	0	0.00	0.00	0	0.00
16	Syndicate Bank	0	0.00	0	0.00	0	0.00	0.00	0	0.00
17	UCO Bank	399	210.12	0	0.00	227	168.42	57.50	129	85.22
18	Union Bank Of India	22	3.08	0	0.00	18	6.24	6.24	18	6.24
19	United Bank of India	0	0.00	0	0.00	0	0.00	0.00	0	0.00
20	Vijaya Bank	0	0.00	0	0.00	0	0.00	0.00	0	0.00
21	State Bank of India	12538	2229.00	58	16.00	3088	178.00	73.00	3838	349.00
	<b>PUBLIC SECTOR BANKS TOTAL</b>	<b>15363</b>	<b>2727.18</b>	<b>1148</b>	<b>170.79</b>	<b>4095</b>	<b>409.28</b>	<b>153.03</b>	<b>4400</b>	<b>512.35</b>
22	Axis Bank	0	0.00	0	0.00	0	0.00	0.00	0	0.00
23	Bhandhan Bank	0	0	0	0	0	0	0	0	0
24	Catholic Syrian Bank	0	0.00	0	0.00	0	0.00	0.00	0	0.00
25	City Union Bank	0	0.00	0	0.00	0	0.00	0.00	0	0.00
26	Development Credit Bank	0	0.00	0	0.00	0	0.00	0.00	0	0.00
27	Dhanalaxmi Bank	0	0.00	0	0.00	0	0.00	0.00	0	0.00
28	Equitas Bank	0	0.00	0	0.00	0	0.00	0.00	0	0.00
29	Federal Bank	0	0.00	0	0.00	0	0.00	0.00	0	0.00
30	HDFC Bank	0	0.00	0	0.00	0	0.00	0.00	0	0.00
31	ICICI Bank	0	0.00	0	0.00	0	0.00	0.00	0	0.00
32	Indusind Bank	0	0.00	0	0.00	0	0.00	0.00	0	0.00
33	Jammu & Kashmir Bank	5	0.31	1	0.15	0	0.00	0.00	0	0.00
34	Karnataka Bank	0	0.00	0	0.00	0	0.00	0.00	0	0.00
35	Karur Vysya Bank	0	0.00	0	0.00	0	0.00	0.00	0	0.00
36	KBSLAB	0	0.00	0	0.00	0	0.00	0.00	0	0.00
37	Laxmi Vilas Bank	0	0.00	0	0.00	0	0.00	0.00	0	0.00
38	Ratnakar Bank	0	0.00	0	0.00	0	0.00	0.00	0	0.00
39	South Indian Bank	0	0.00	0	0.00	0	0.00	0.00	0	0.00
40	Kotak Mahindra Bank	0	0.00	0	0.00	0	0.00	0.00	0	0.00
41	Yes Bank	0	0.00	0	0.00	0	0.00	0.00	0	0.00
42	Tamilnadu Mer. Bank	12	0.60	0	0.00	0	0.00	0.00	0	0.00
	<b>PRIVATE SECTOR BANKS TOTAL</b>	<b>17</b>	<b>0.91</b>	<b>1</b>	<b>0.15</b>	<b>0</b>	<b>0.00</b>	<b>0.00</b>	<b>0</b>	<b>0.00</b>
	<b>COMMERCIAL BANKS TOTAL</b>	<b>15380</b>	<b>2728.09</b>	<b>1149</b>	<b>170.94</b>	<b>4095</b>	<b>409.28</b>	<b>153.03</b>	<b>4400</b>	<b>512.35</b>
43	TS Co-op Apex Bank	0	0	0	0	0	0	0	0	0
44	A P Mahesh Co-op Bank	0	0.00	0	0.00	0	0.00	0.00	0	0.00
	<b>Co-OPERATIVE BANKS TOTAL</b>	<b>0</b>	<b>0.00</b>	<b>0</b>	<b>0.00</b>	<b>0</b>	<b>0.00</b>	<b>0.00</b>	<b>0</b>	<b>0.00</b>
45	APGVB	0	0.00	0	0.00	0	0.00	0.00	0	0.00
46	Telangana Grameena Bank	0	0	0	0	0	0	0	0	0
	<b>REGIONAL RURAL BANKS TOTAL</b>	<b>0</b>	<b>0.00</b>	<b>0</b>	<b>0.00</b>	<b>0</b>	<b>0.00</b>	<b>0.00</b>	<b>0</b>	<b>0.00</b>
47	APSFC	0	0.00	0	0.00	0	0.00	0.00	0	0.00
	<b>OTHERS TOTAL</b>	<b>0</b>	<b>0.00</b>	<b>0</b>	<b>0.00</b>	<b>0</b>	<b>0.00</b>	<b>0.00</b>	<b>0</b>	<b>0.00</b>
	<b>GRAND TOTAL</b>	<b>15380</b>	<b>2728.09</b>	<b>1149</b>	<b>170.94</b>	<b>4095</b>	<b>409.28</b>	<b>153.03</b>	<b>4400</b>	<b>512.35</b>

## BANK-WISE SHG BANK LINKAGE AS ON 31/12/18

Sl.No	Name of the Bank	Outstanding		Disbursement		Overdue Position			NPAs position	
		No. of a/c	Amount	No. of a/c	Amount	No. of a/c	Total Balance in overdue accounts	Actual overdue amount	No. of a/c	Amount
1	Allahabad Bank	2685	5758.18	1198	3482.86	460	1172.02	82.00	114	227.62
2	Andhra Bank	72845	177830.56	27806	82836.22	9465	25340.19	25127.61	4237	6444.02
3	Bank Of Baroda	2601	6391.25	829	799.00	595	1197.00	197.00	254	474.00
4	Bank of India	0	0.00	0	0.00	0	0.00	0.00	0	0.00
5	Bank of Maharashtra	439	648.00	23	38.00	55	72.00	10.00	62	40.00
6	Canara Bank	20695	63287.95	70904	38268.94	324	1360.62	421.44	735	2463.00
7	Central Bank of India	7322	15676.00	4121	10969.00	1390	2649.00	1832.00	521	640.00
8	Corporation Bank	4940	11620.11	804	592.11	0	0.00	0.00	0	0.00
9	Dena Bank	931	3535.56	72	94.39	7	10.05	8.15	6	8.41
10	IDBI Bank	0	0.00	0	0.00	0	0.00	0.00	0	0.00
11	Indian Bank	23575	45298.42	556	1687.00	0	0.00	0.00	998	1017.38
12	Indian Overseas Bank	7428	11360.14	278	575.87	1897	2957.94	781.30	1285	1625.20
13	Oriental Bank of Commerce	75	175.94	0	0.00	0	0.00	0.00	0	0.00
14	Punjab National Bank	20740	7052.00	1560	2469.00	0	0.00	0.00	0	0.00
15	Punjab & Sind Bank	0	0.00	0	0.00	0	0.00	0.00	0	0.00
16	Syndicate Bank	10684	34774.58	1313	6569.17	168	450.90	183.59	499	886.43
17	UCO Bank	1463	3399.24	185	339.10	197	395.23	250.50	112	281.74
18	Union Bank Of India	12831	22556.27	326	2520.97	188	377.74	135.55	1757	1383.59
19	United Bank of India	0	0.00	0	0.00	0	0.00	0.00	0	0.00
20	Vijaya Bank	2187	5049.14	535	1991.51	382	362.14	252.84	229	109.30
21	State Bank of India	139963	328132.00	45247	183429.00	19592	17406.00	7109.00	16984	13423.00
	<b>PUBLIC SECTOR BANKS TOTAL</b>	<b>331404</b>	<b>742545.34</b>	<b>155757</b>	<b>336662.14</b>	<b>34720</b>	<b>53750.83</b>	<b>36390.98</b>	<b>27793</b>	<b>29023.69</b>
22	Axis Bank	0	0.00	0	0.00	0	0.00	0.00	0	0.00
23	Bhandhan Bank	0	0.00	0	0.00	0	0.00	0.00	0	0.00
24	Catholic Syrian Bank	0	0.00	0	0.00	0	0.00	0.00	0	0.00
25	City Union Bank	0	0.00	0	0.00	0	0.00	0.00	0	0.00
26	Development Credit Bank	0	0.00	0	0.00	0	0.00	0.00	0	0.00
27	Dhanalaxmi Bank	0	0.00	0	0.00	0	0.00	0.00	0	0.00
28	Equitas Bank	0	0.00	0	0.00	0	0.00	0.00	0	0.00
29	Federal Bank	0	0.00	0	0.00	0	0.00	0.00	0	0.00
30	HDFC Bank	0	0.00	0	0.00	0	0.00	0.00	0	0.00
31	ICICI Bank	0	0.00	0	0.00	0	0.00	0.00	0	0.00
32	Indusind Bank	0	0.00	0	0.00	0	0.00	0.00	0	0.00
33	Jammu & Kashmir Bank	0	0.00	0	0.00	0	0.00	0.00	0	0.00
34	Karnataka Bank	0	0.00	0	0.00	0	0.00	0.00	0	0.00
35	Karur Vysya Bank	0	0.00	0	0.00	0	0.00	0.00	0	0.00
36	KBSLAB	0	0.00	0	0.00	0	0.00	0.00	0	0.00
37	Laxmi Vilas Bank	0	0.00	0	0.00	0	0.00	0.00	0	0.00
38	Ratnakar Bank	0	0.00	0	0.00	0	0.00	0.00	0	0.00
39	South Indian Bank	0	0.00	0	0.00	0	0.00	0.00	0	0.00
40	Kotak Mahindra Bank	0	0.00	0	0.00	0	0.00	0.00	0	0.00
41	Yes Bank	0	0.00	0	0.00	0	0.00	0.00	0	0.00
42	Tamilnadu Mer. Bank	0	0.00	0	0.00	0	0.00	0.00	0	0.00
	<b>PRIVATE SECTOR BANKS TOTAL</b>	<b>0</b>	<b>0.00</b>	<b>0</b>	<b>0.00</b>	<b>0</b>	<b>0.00</b>	<b>0.00</b>	<b>0</b>	<b>0.00</b>
	<b>COMMERCIAL BANKS TOTAL</b>	<b>331404</b>	<b>742545.34</b>	<b>155757</b>	<b>336662.14</b>	<b>34720</b>	<b>53750.83</b>	<b>36390.98</b>	<b>27793</b>	<b>29023.69</b>
43	TS Co-op Apex Bank	6673	11156.94	1650	5358.96	1039	830.49	837.57	754	816.82
44	A P Mahesh Co-op Bank	0	0.00	0	0.00	0	0.00	0.00	0	0.00
	<b>Co-OPERATIVE BANKS TOTAL</b>	<b>6673</b>	<b>11156.94</b>	<b>1650</b>	<b>5358.96</b>	<b>1039</b>	<b>830.49</b>	<b>837.57</b>	<b>754</b>	<b>816.82</b>
45	APGVB	113911	356322.98	83037	185164.03	22360	29139.95	3976.00	3690	3497.73
45	Telangana Grameena Bank	71028	138648.03	20740	84917.51	13982	25381.68	6413.42	6037	6859.14
	<b>REGIONAL RURAL BANKS TOTAL</b>	<b>184939</b>	<b>494971.01</b>	<b>103777</b>	<b>270081.54</b>	<b>36342</b>	<b>54521.63</b>	<b>10389.42</b>	<b>9727</b>	<b>10356.87</b>
47	APSFC	0	0.00	0	0.00	0	0.00	0.00	0	0.00
	<b>OTHERS TOTAL</b>	<b>0</b>	<b>0.00</b>	<b>0</b>	<b>0.00</b>	<b>0</b>	<b>0.00</b>	<b>0.00</b>	<b>0</b>	<b>0.00</b>
	<b>GRAND TOTAL</b>	<b>523016</b>	<b>1248673.29</b>	<b>261184</b>	<b>612102.64</b>	<b>72101</b>	<b>109102.95</b>	<b>47617.97</b>	<b>38274</b>	<b>40197.38</b>

## BANK-WISE SHG BANK LINKAGE AS ON 31/12/18

(Rs. In lac)

Sl.No	Name of the Bank	Outstanding		Disbursement		Overdue Position			NPAs position	
		No. of a/c	Amount	No. of a/c	Amount	No. of a/c	Total Balance in overdue accounts	Actual overdue amount	No. of a/c	Amount
1	Allahabad Bank	1401	5102.00	155	711.00	135	221.00	189.00	94	118.00
2	Andhra Bank	0	0.00	0	0.00	0	0.00	0.00	0	0.00
3	Bank Of Baroda	3126	8419.00	423	771.00	691	1865.21	650.00	267	369.25
4	Bank of India	0	0.00	0	0.00	0	0.00	0.00	0	0.00
5	Bank of Maharashtra	5086	438.00	28	84.00	254	94.00	65.00	194	85.00
6	Canara Bank	12807	37976.00	28017	22230.42	231	681.36	255.16	262	1006.00
7	Central Bank of India	0	0.00	0	0.00	0	0.00	0.00	0	0.00
8	Corporation Bank	0	0.00	0	0.00	0	0.00	0.00	0	0.00
9	Dena Bank	64	181.07	2	3.00	0	0.00	0.00	0	0.00
10	IDBI Bank	0	0.00	0	0.00	0	0.00	0.00	0	0.00
11	Indian Bank	0	0.00	0	0.00	0	0.00	0.00	0	0.00
12	Indian Overseas Bank	4088	6087.83	91	282.36	385	456.27	195.00	153	119.00
13	Oriental Bank of Commerce	28	79.00	0	0.00	0	0.00	0.00	0	0.00
14	Punjab National Bank	0	0.00	0	0.00	0	0.00	0.00	0	0.00
15	Punjab & Sind Bank	0	0.00	0	0.00	0	0.00	0.00	0	0.00
16	Syndicate Bank	11072	34708.48	1692	8151.30	1080	3418.78	1269.62	490	1638.40
17	UCO Bank	0	0.00	0	0.00	0	0.00	0.00	0	0.00
18	Union Bank Of India	12567	22015.88	967	3238.68	566	719.49	216.92	1753	1387.53
19	United Bank of India	0	0.00	0	0.00	0	0.00	0.00	0	0.00
20	Vijaya Bank	0	0.00	0	0.00	0	0.00	0.00	0	0.00
21	State Bank of India	170655	193326.00	967	1652.00	8663	78759.00	12168.00	19115	31699.00
	<b>PUBLIC SECTOR BANKS TOTAL</b>	<b>220894</b>	<b>308333.26</b>	<b>32342</b>	<b>37123.76</b>	<b>12005</b>	<b>86215.11</b>	<b>15008.70</b>	<b>22328</b>	<b>36422.18</b>
22	Axis Bank	0	0.00	0	0.00	0	0.00	0.00	0	0.00
23	Bhandhan Bank	0	0.00	0	0.00	0	0.00	0.00	0	0.00
24	Catholic Syrian Bank	0	0.00	0	0.00	0	0.00	0.00	0	0.00
25	City Union Bank	0	0.00	0	0.00	0	0.00	0.00	0	0.00
26	Development Credit Bank	0	0.00	0	0.00	0	0.00	0.00	0	0.00
27	Dhanalaxmi Bank	0	0.00	0	0.00	0	0.00	0.00	0	0.00
28	Equitas Bank	0	0.00	0	0.00	0	0.00	0.00	0	0.00
29	Federal Bank	0	0.00	0	0.00	0	0.00	0.00	0	0.00
30	HDFC Bank	0	0.00	0	0.00	0	0.00	0.00	0	0.00
31	ICICI Bank	0	0.00	0	0.00	0	0.00	0.00	0	0.00
32	Indusind Bank	0	0.00	0	0.00	0	0.00	0.00	0	0.00
33	Jammu & Kashmir Bank	0	0.00	0	0.00	0	0.00	0.00	0	0.00
34	Karnataka Bank	0	0.00	0	0.00	0	0.00	0.00	0	0.00
35	Karur Vysya Bank	0	0.00	0	0.00	0	0.00	0.00	0	0.00
36	KBSLAB	0	0.00	0	0.00	0	0.00	0.00	0	0.00
37	Laxmi Vilas Bank	0	0.00	0	0.00	0	0.00	0.00	0	0.00
38	Ratnakar Bank	0	0.00	0	0.00	0	0.00	0.00	0	0.00
39	South Indian Bank	0	0.00	0	0.00	0	0.00	0.00	0	0.00
40	Kotak Mahindra Bank	0	0.00	0	0.00	0	0.00	0.00	0	0.00
41	Yes Bank	0	0.00	0	0.00	0	0.00	0.00	0	0.00
42	Tamilnadu Mer. Bank	0	0.00	0	0.00	0	0.00	0.00	0	0.00
	<b>PRIVATE SECTOR BANKS TOTAL</b>	<b>0</b>	<b>0.00</b>	<b>0</b>	<b>0.00</b>	<b>0</b>	<b>0.00</b>	<b>0.00</b>	<b>0</b>	<b>0.00</b>
	<b>COMMERCIAL BANKS TOTAL</b>	<b>220894</b>	<b>308333.26</b>	<b>32342</b>	<b>37123.76</b>	<b>12005</b>	<b>86215.11</b>	<b>15008.70</b>	<b>22328</b>	<b>36422.18</b>
43	TS Co-op Apex Bank	5733	10955	2170	4980	0	0	0	0	0
44	A P Mahesh Co-op Bank	0	0	0	0	0	0	0	0	0
	<b>Co-OPERATIVE BANKS TOTAL</b>	<b>5733</b>	<b>10954.59</b>	<b>2170</b>	<b>4980.30</b>	<b>0</b>	<b>0.00</b>	<b>0.00</b>	<b>0</b>	<b>0.00</b>
45	APGVB	113911	356323	83037	185164	22360	29140	3976	3690	3498
45	Telangana Grameena Bank	71028	138648	20740	84918	13983	25382	6413	6039	6859
	<b>REGIONAL RURAL BANKS TOTAL</b>	<b>184939</b>	<b>494971.01</b>	<b>103777</b>	<b>270081.54</b>	<b>36343</b>	<b>54521.63</b>	<b>10389.42</b>	<b>9729</b>	<b>10356.87</b>
47	APSFC	0	0	0	0	0	0	0	0	0
	<b>OTHERS TOTAL</b>	<b>0</b>	<b>0.00</b>	<b>0</b>	<b>0.00</b>	<b>0</b>	<b>0.00</b>	<b>0.00</b>	<b>0</b>	<b>0.00</b>
	<b>GRAND TOTAL</b>	<b>411566</b>	<b>814258.86</b>	<b>138289</b>	<b>312185.60</b>	<b>48348</b>	<b>140736.74</b>	<b>25398</b>	<b>32057.01</b>	<b>46779.05</b>

NRLM - BANK-WISE SHG LINKAGE AS ON 31/12/18

Sl.No	Name of the Bank	Outstanding		Disbursement		Overdue Position			NPAs position	
		No. of a/c	Amount	No. of a/c	Amount	No. of a/c	Total Balance in overdue accounts	Actual overdue amount	No. of a/c	Amount
1	Allahabad Bank	1401	5102.00	155	711.00	135	221.00	189.00	94	118.00
2	Andhra Bank	0	0.00	0	0.00	0	0.00	0.00	0	0.00
3	Bank Of Baroda	2816	7584.00	412	725.00	658	1796.00	612.00	254	341.25
4	Bank of India	0	0.00	0	0.00	0	0.00	0.00	0	0.00
5	Bank of Maharashtra	5086	438.00	28	84.00	254	94.00	65.00	194	85.00
6	Canara Bank	7684	22785.60	16810	13338.25	139	408.82	153.10	157	603.60
7	Central Bank of India	0	0.00	0	0.00	0	0.00	0.00	0	0.00
8	Corporation Bank	0	0.00	0	0.00	0	0.00	0.00	0	0.00
9	Dena Bank	32	97.48	2	3.00	0	0.00	0.00	0	0.00
10	IDBI Bank	0	0.00	0	0.00	0	0.00	0.00	0	0.00
11	Indian Bank	0	0.00	0	0.00	0	0.00	0.00	0	0.00
12	Indian Overseas Bank	2621	3928.38	61	165.43	209	219.19	98.00	85	89.00
13	Oriental Bank of Commerce	0	0.00	0	0.00	0	0.00	0.00	0	0.00
14	Punjab National Bank	0	0.00	0	0.00	0	0.00	0.00	0	0.00
15	Punjab & Sind Bank	0	0.00	0	0.00	0	0.00	0.00	0	0.00
16	Syndicate Bank	10598	33463.62	1692	8151.30	1017	3305.04	1155.88	427	1524.66
17	UCO Bank	0	0.00	0	0.00	0	0.00	0.00	0	0.00
18	Union Bank Of India	9141	20389.05	892	3125.83	493	436.23	204.50	1429	1221.71
19	United Bank of India	0	0.00	0	0.00	0	0.00	0.00	0	0.00
20	Vijaya Bank	0	0.00	0	0.00	0	0.00	0.00	0	0.00
21	State Bank of India	130079	136660.00	668	1114.00	3846	73338.00	9954.00	15176	26324.00
	<b>PUBLIC SECTOR BANKS TOTAL</b>	<b>169458</b>	<b>230448.13</b>	<b>20720</b>	<b>27417.81</b>	<b>6751</b>	<b>79818.28</b>	<b>12431.47</b>	<b>17816</b>	<b>30307.22</b>
22	Axis Bank	0	0.00	0	0.00	0	0.00	0.00	0	0.00
23	Bhandhan Bank	0	0.00	0	0.00	0	0.00	0.00	0	0.00
24	Catholic Syrian Bank	0	0.00	0	0.00	0	0.00	0.00	0	0.00
25	City Union Bank	0	0.00	0	0.00	0	0.00	0.00	0	0.00
26	Development Credit Bank	0	0.00	0	0.00	0	0.00	0.00	0	0.00
27	Dhanalaxmi Bank	0	0.00	0	0.00	0	0.00	0.00	0	0.00
28	Equitas Bank	0	0.00	0	0.00	0	0.00	0.00	0	0.00
29	Federal Bank	0	0.00	0	0.00	0	0.00	0.00	0	0.00
30	HDFC Bank	0	0.00	0	0.00	0	0.00	0.00	0	0.00
31	ICICI Bank	0	0.00	0	0.00	0	0.00	0.00	0	0.00
32	Indusind Bank	0	0.00	0	0.00	0	0.00	0.00	0	0.00
33	Jammu & Kashmir Bank	0	0.00	0	0.00	0	0.00	0.00	0	0.00
34	Karnataka Bank	0	0.00	0	0.00	0	0.00	0.00	0	0.00
35	Karur Vysya Bank	0	0.00	0	0.00	0	0.00	0.00	0	0.00
36	KBSLAB	0	0.00	0	0.00	0	0.00	0.00	0	0.00
37	Laxmi Vilas Bank	0	0.00	0	0.00	0	0.00	0.00	0	0.00
38	Ratnakar Bank	0	0.00	0	0.00	0	0.00	0.00	0	0.00
39	South Indian Bank	0	0.00	0	0.00	0	0.00	0.00	0	0.00
40	Kotak Mahindra Bank	0	0.00	0	0.00	0	0.00	0.00	0	0.00
41	Yes Bank	0	0.00	0	0.00	0	0.00	0.00	0	0.00
42	Tamilnadu Mer. Bank	0	0.00	0	0.00	0	0.00	0.00	0	0.00
	<b>PRIVATE SECTOR BANKS TOTAL</b>	<b>0</b>	<b>0.00</b>	<b>0</b>	<b>0.00</b>	<b>0</b>	<b>0.00</b>	<b>0.00</b>	<b>0</b>	<b>0.00</b>
	<b>COMMERCIAL BANKS TOTAL</b>	<b>169458</b>	<b>230448.13</b>	<b>20720</b>	<b>27417.81</b>	<b>6751</b>	<b>79818.28</b>	<b>12431.47</b>	<b>17816</b>	<b>30307.22</b>
43	TS Co-op Apex Bank	3796	6879.84	1354	2736.31	0	0.00	0.00	0	0.00
44	A P Mahesh Co-op Bank	0	0.00	0	0.00	0	0.00	0.00	0	0.00
	<b>Co-OPERATIVE BANKS TOTAL</b>	<b>3796</b>	<b>6879.84</b>	<b>1354</b>	<b>2736.31</b>	<b>0</b>	<b>0.00</b>	<b>0.00</b>	<b>0</b>	<b>0.00</b>
45	APGVB	95435	297779.12	69570	154874.90	18625	24230.89	3306.32	3068	2907.16
46	Telangana Grameena Bank	45896	114324.20	13285	55983.27	8862	16128.75	4014.38	3887	4167.14
	<b>REGIONAL RURAL BANKS TOTAL</b>	<b>141331</b>	<b>412103.32</b>	<b>82855</b>	<b>210858.17</b>	<b>27487</b>	<b>40359.64</b>	<b>7320.70</b>	<b>6955</b>	<b>7074.30</b>
47	APSFC	0	0.00	0	0.00	0	0.00	0.00	0	0.00
	<b>OTHERS TOTAL</b>	<b>0</b>	<b>0.00</b>	<b>0</b>	<b>0.00</b>	<b>0</b>	<b>0.00</b>	<b>0.00</b>	<b>0</b>	<b>0.00</b>
	<b>GRAND TOTAL</b>	<b>314585</b>	<b>649431.29</b>	<b>104929</b>	<b>241012.29</b>	<b>34238</b>	<b>120177.92</b>	<b>19752.17</b>	<b>24771</b>	<b>37381.52</b>

Sl.No	Name of the Bank	Outstanding		Disbursement		Overdue Position			NPAs position	
		No. of a/c	Amount	No. of a/c	Amount	No. of a/c	Total Balance in overdue accounts	Actual overdue amount	No. of a/c	Amount
1	Allahabad Bank	0	0.00	0	0.00	0	0.00	0.00	0	0.00
2	Andhra Bank	0	0.00	0	0.00	0	0.00	0.00	0	0.00
3	Bank Of Baroda	310	835.00	11	46.00	33	69.21	38.00	13	28.00
4	Bank of India	0	0.00	0	0.00	0	0.00	0.00	0	0.00
5	Bank of Maharashtra	0	0.00	0	0.00	0	0.00	0.00	0	0.00
6	Canara Bank	5123	15190.40	11207	8892.17	92	272.54	102.06	105	402.40
7	Central Bank of India	0	0.00	0	0.00	0	0.00	0.00	0	0.00
8	Corporation Bank	0	0.00	0	0.00	0	0.00	0.00	0	0.00
9	Dena Bank	32	83.59	0	0.00	0	0.00	0.00	0	0.00
10	IDBI Bank	0	0.00	0	0.00	0	0.00	0.00	0	0.00
11	Indian Bank	0	0.00	0	0.00	0	0.00	0.00	0	0.00
12	Indian Overseas Bank	1467	2159.45	30	116.93	176	237.08	97.00	68	30.00
13	Oriental Bank of Commerce	28	79.00	0	0.00	0	0.00	0.00	0	0.00
14	Punjab National Bank	0	0.00	0	0.00	0	0.00	0.00	0	0.00
15	Punjab & Sind Bank	0	0.00	0	0.00	0	0.00	0.00	0	0.00
16	Syndicate Bank	474	1244.86	0	0.00	63	113.74	113.74	63	113.74
17	UCO Bank	0	0.00	0	0.00	0	0.00	0.00	0	0.00
18	Union Bank Of India	3426	1626.83	75	112.85	73	283.26	12.42	324	165.82
19	United Bank of India	0	0.00	0	0.00	0	0.00	0.00	0	0.00
20	Vijaya Bank	0	0.00	0	0.00	0	0.00	0.00	0	0.00
21	State Bank of India	40576	56666.00	299	538.00	4817	5421.00	2214.00	3939	5375.00
	<b>PUBLIC SECTOR BANKS TOTAL</b>	<b>51436</b>	<b>77885.13</b>	<b>11622</b>	<b>9705.95</b>	<b>5254</b>	<b>6396.83</b>	<b>2577.22</b>	<b>4512</b>	<b>6114.96</b>
22	Axis Bank	0	0.00	0	0.00	0	0.00	0.00	0	0.00
23	Bhandhan Bank	0	0.00	0	0.00	0	0.00	0.00	0	0.00
24	Catholic Syrian Bank	0	0.00	0	0.00	0	0.00	0.00	0	0.00
25	City Union Bank	0	0.00	0	0.00	0	0.00	0.00	0	0.00
26	Development Credit Bank	0	0.00	0	0.00	0	0.00	0.00	0	0.00
27	Dhanalaxmi Bank	0	0.00	0	0.00	0	0.00	0.00	0	0.00
28	Equitas Bank	0	0.00	0	0.00	0	0.00	0.00	0	0.00
29	Federal Bank	0	0.00	0	0.00	0	0.00	0.00	0	0.00
30	HDFC Bank	0	0.00	0	0.00	0	0.00	0.00	0	0.00
31	ICICI Bank	0	0.00	0	0.00	0	0.00	0.00	0	0.00
32	Indusind Bank	0	0.00	0	0.00	0	0.00	0.00	0	0.00
33	Jammu & Kashmir Bank	0	0.00	0	0.00	0	0.00	0.00	0	0.00
34	Karnataka Bank	0	0.00	0	0.00	0	0.00	0.00	0	0.00
35	Karur Vysya Bank	0	0.00	0	0.00	0	0.00	0.00	0	0.00
36	KBSLAB	0	0.00	0	0.00	0	0.00	0.00	0	0.00
37	Laxmi Vilas Bank	0	0.00	0	0.00	0	0.00	0.00	0	0.00
38	Ratnakar Bank	0	0.00	0	0.00	0	0.00	0.00	0	0.00
39	South Indian Bank	0	0.00	0	0.00	0	0.00	0.00	0	0.00
40	Kotak Mahindra Bank	0	0.00	0	0.00	0	0.00	0.00	0	0.00
41	Yes Bank	0	0.00	0	0.00	0	0.00	0.00	0	0.00
42	Tamilnadu Mer. Bank	0	0.00	0	0.00	0	0.00	0.00	0	0.00
	<b>PRIVATE SECTOR BANKS TOTAL</b>	<b>0</b>	<b>0.00</b>	<b>0</b>	<b>0.00</b>	<b>0</b>	<b>0.00</b>	<b>0.00</b>	<b>0</b>	<b>0.00</b>
	<b>COMMERCIAL BANKS TOTAL</b>	<b>51436</b>	<b>77885.13</b>	<b>11622</b>	<b>9705.95</b>	<b>5254</b>	<b>6396.83</b>	<b>2577.22</b>	<b>4512</b>	<b>6114.96</b>
43	TS Co-op Apex Bank	1937	4074.75	816	2243.99	0	0.00	0.00	0	0.00
44	A P Mahesh Co-op Bank	0	0.00	0	0.00	0	0.00	0.00	0	0.00
	<b>Co-OPERATIVE BANKS TOTAL</b>	<b>1937</b>	<b>4074.75</b>	<b>816</b>	<b>2243.99</b>	<b>0</b>	<b>0.00</b>	<b>0.00</b>	<b>0</b>	<b>0.00</b>
45	APGVB	18476	58543.86	13467	30289.13	3735	4909.06	669.68	622	590.57
46	Telangana Grameena Bank	25132	24323.83	7455	28934.24	5121	9252.93	2399.04	2152	2692.00
	<b>REGIONAL RURAL BANKS TOTAL</b>	<b>43608</b>	<b>82867.69</b>	<b>20922</b>	<b>59223.37</b>	<b>8856</b>	<b>14161.99</b>	<b>3068.72</b>	<b>2774</b>	<b>3282.57</b>
47	APSFC	0	0.00	0	0.00	0	0.00	0.00	0	0.00
	<b>OTHERS TOTAL</b>	<b>0</b>	<b>0.00</b>	<b>0</b>	<b>0.00</b>	<b>0</b>	<b>0.00</b>	<b>0.00</b>	<b>0</b>	<b>0.00</b>
	<b>GRAND TOTAL</b>	<b>96981</b>	<b>164827.57</b>	<b>33360</b>	<b>71173.31</b>	<b>14110</b>	<b>20558.82</b>	<b>5645.94</b>	<b>7286</b>	<b>9397.53</b>

## BANK-WISE LOANS TO MILCH ANIMAL UNITS AS ON 31/12/18

(Rs. In lac)

Sl.No	Name of the Bank	Outstanding		Disbursement		Overdue Position			NPAs position	
		No. of a/c.	Amount	No. of a/c.	Amount	No. of a/c.	Total Balance in overdue accounts	Actual overdue amount	No. of a/c.	Amount
1	Allahabad Bank	42	74.00	17	21.00	14	25.00	6.50	12	21.00
2	Andhra Bank	127	314.04	20	190.50	90	84.98	55.45	59	28.00
3	Bank Of Baroda	59	83.52	0	0.00	20	13.63	10.15	4	1.00
4	Bank of India	0	0.00	0	0.00	0	0.00	0.00	0	0.00
5	Bank of Maharashtra	0	0.00	0	0.00	0	0.00	0.00	0	0.00
6	Canara Bank	656	837.46	117	110.69	17	23.66	8.88	85	288.00
7	Central Bank of India	0	0.00	0	0.00	0	0.00	0.00	0	0.00
8	Corporation Bank	0	0.00	0	0.00	0	0.00	0.00	0	0.00
9	Dena Bank	26	20.11	0	0.00	0	0.00	0.00	0	0.00
10	IDBI Bank	0	0.00	0	0.00	0	0.00	0.00	0	0.00
11	Indian Bank	0	0.00	0	0.00	0	0.00	0.00	0	0.00
12	Indian Overseas Bank	90	9508.14	0	0.00	29	31.36	10.00	19	16.00
13	Oriental Bank of Commerce	0	0.00	0	0.00	0	0.00	0.00	0	0.00
14	Punjab National Bank	0	0.00	0	0.00	0	0.00	0.00	0	0.00
15	Punjab & Sind Bank	0	0.00	0	0.00	0	0.00	0.00	0	0.00
16	Syndicate Bank	0	0.00	0	0.00	0	0.00	0.00	0	0.00
17	UCO Bank	3	0.21	0	0.00	0	0.00	0.00	0	0.00
18	Union Bank Of India	0	0.00	0	0.00	0	0.00	0.00	0	0.00
19	United Bank of India	0	0.00	0	0.00	0	0.00	0.00	0	0.00
20	Vijaya Bank	0	0.00	0	0.00	0	0.00	0.00	0	0.00
21	State Bank of India	25523	15413.00	48	68.00	2538	3895.00	1591.00	6211	3193.00
	<b>PUBLIC SECTOR BANKS TOTAL</b>	<b>26526</b>	<b>26250.48</b>	<b>202</b>	<b>390.19</b>	<b>2708</b>	<b>4073.63</b>	<b>1681.98</b>	<b>6390</b>	<b>3547.00</b>
22	Axis Bank	0	0.00	0	0.00	0	0.00	0.00	0	0.00
23	Bhandhan Bank	0	0	0	0	0	0	0	0	0
24	Catholic Syrian Bank	0	0.00	0	0.00	0	0.00	0.00	0	0.00
25	City Union Bank	0	0.00	0	0.00	0	0.00	0.00	0	0.00
26	Development Credit Bank	0	0.00	0	0.00	0	0.00	0.00	0	0.00
27	Dhanalaxmi Bank	0	0.00	0	0.00	0	0.00	0.00	0	0.00
28	Equitas Bank	0	0.00	0	0.00	0	0.00	0.00	0	0.00
29	Federal Bank	0	0.00	0	0.00	0	0.00	0.00	0	0.00
30	HDFC Bank	0	0.00	0	0.00	0	0.00	0.00	0	0.00
31	ICICI Bank	0	0.00	0	0.00	0	0.00	0.00	0	0.00
32	Indusind Bank	0	0.00	0	0.00	0	0.00	0.00	0	0.00
33	Jammu & Kashmir Bank	0	0.00	0	0.00	0	0.00	0.00	0	0.00
34	Karnataka Bank	0	0.00	0	0.00	0	0.00	0.00	0	0.00
35	Karur Vysya Bank	0	0.00	0	0.00	0	0.00	0.00	0	0.00
36	KBSLAB	0	0.00	0	0.00	0	0.00	0.00	0	0.00
37	Laxmi Vilas Bank	0	0.00	0	0.00	0	0.00	0.00	0	0.00
38	Ratnakar Bank	0	0.00	0	0.00	0	0.00	0.00	0	0.00
39	South Indian Bank	0	0.00	0	0.00	0	0.00	0.00	0	0.00
40	Kotak Mahindra Bank	0	0.00	0	0.00	0	0.00	0.00	0	0.00
41	Yes Bank	0	0.00	0	0.00	0	0.00	0.00	0	0.00
42	Tamilnadu Mer. Bank	0	0.00	0	0.00	0	0.00	0.00	0	0.00
	<b>PRIVATE SECTOR BANKS TOTAL</b>	<b>0</b>	<b>0.00</b>	<b>0</b>	<b>0.00</b>	<b>0</b>	<b>0.00</b>	<b>0.00</b>	<b>0</b>	<b>0.00</b>
	<b>COMMERCIAL BANKS TOTAL</b>	<b>26526</b>	<b>26250.48</b>	<b>202</b>	<b>390.19</b>	<b>2708</b>	<b>4073.63</b>	<b>1681.98</b>	<b>6390</b>	<b>3547.00</b>
43	TS Co-op Apex Bank	8921	17532.81	2594	6144.09	0	0.00	0.00	0	0.00
44	A P Mahesh Co-op Bank	0	0.00	0	0.00	0	0.00	0.00	0	0.00
	<b>Co-OPERATIVE BANKS TOTAL</b>	<b>8921</b>	<b>17532.81</b>	<b>2594</b>	<b>6144.09</b>	<b>0</b>	<b>0.00</b>	<b>0.00</b>	<b>0</b>	<b>0.00</b>
45	APGVB	0	0.00	0	0.00	0	0.00	0.00	0	0.00
46	Telangana Grameena Bank	0	0.00	0	0.00	0	0.00	0.00	0	0.00
	<b>REGIONAL RURAL BANKS TOTAL</b>	<b>0</b>	<b>0.00</b>	<b>0</b>	<b>0.00</b>	<b>0</b>	<b>0.00</b>	<b>0.00</b>	<b>0</b>	<b>0.00</b>
47	APSFC	0	0.00	0	0.00	0	0.00	0.00	0	0.00
	<b>OTHERS TOTAL</b>	<b>0</b>	<b>0.00</b>	<b>0</b>	<b>0.00</b>	<b>0</b>	<b>0.00</b>	<b>0.00</b>	<b>0</b>	<b>0.00</b>
	<b>GRAND TOTAL</b>	<b>35447</b>	<b>43783.29</b>	<b>2796</b>	<b>6534.28</b>	<b>2708</b>	<b>4073.63</b>	<b>1681.98</b>	<b>6390</b>	<b>3547.00</b>

## BANK-WISE LOANS TO SHEEP &amp; GOAT UNITS AS ON 31/12/18

(Rs. In lac)

Sl.No	Name of the Bank	Outstanding		Disbursement		Overdue Position			NPAs position	
		No. of a/c	Amount	No. of a/c	Amount	No. of a/c	Total Balance in overdue accounts	Actual overdue amount	No. of a/c	Amount
1	Allahabad Bank	22	21.00	7	6.00	12	11.00	9.00	5	4.00
2	Andhra Bank	44	25.11	1	1.00	36	23.46	23.58	24	6.08
3	Bank Of Baroda	21	15.85	0	0.00	12	7.32	6.10	2	1.03
4	Bank of India	0	0.00	0	0.00	0	0.00	0.00	0	0.00
5	Bank of Maharashtra	0	0.00	0	0.00	0	0.00	0.00	0	0.00
6	Canara Bank	674	391.93	80	43.18	280	182.03	42.91	72	70.00
7	Central Bank of India	0	0.00	0	0.00	0	0.00	0.00	0	0.00
8	Corporation Bank	0	0.00	0	0.00	0	0.00	0.00	0	0.00
9	Dena Bank	0	0.00	0	0.00	0	0.00	0.00	0	0.00
10	IDBI Bank	0	0.00	0	0.00	0	0.00	0.00	0	0.00
11	Indian Bank	0	0.00	0	0.00	0	0.00	0.00	0	0.00
12	Indian Overseas Bank	472	195.64	8	6.38	16	8.81	5.00	11	9.00
13	Oriental Bank of Commerce	0	0.00	0	0.00	0	0.00	0.00	0	0.00
14	Punjab National Bank	0	0.00	0	0.00	0	0.00	0.00	0	0.00
15	Punjab & Sind Bank	0	0.00	0	0.00	0	0.00	0.00	0	0.00
16	Syndicate Bank	0	0.00	0	0.00	0	0.00	0.00	0	0.00
17	UCO Bank	3	0.74	0	0.00	0	0.00	0.00	0	0.00
18	Union Bank Of India	0	0.00	0	0.00	0	0.00	0.00	0	0.00
19	United Bank of India	0	0.00	0	0.00	0	0.00	0.00	0	0.00
20	Vijaya Bank	0	0.00	0	0.00	0	0.00	0.00	0	0.00
21	State Bank of India	9487	6053.00	87	155.00	2536	2078.00	849.00	3192	2848.00
	<b>PUBLIC SECTOR BANKS TOTAL</b>	<b>10723</b>	<b>6703.27</b>	<b>183</b>	<b>211.56</b>	<b>2892</b>	<b>2310.62</b>	<b>935.59</b>	<b>3306</b>	<b>2938.11</b>
22	Axis Bank	0	0.00	0	0.00	0	0.00	0.00	0	0.00
23	Bhandhan Bank	0	0.00	0	0.00	0	0.00	0.00	0	0.00
24	Catholic Syrian Bank	0	0.00	0	0.00	0	0.00	0.00	0	0.00
25	City Union Bank	0	0.00	0	0.00	0	0.00	0.00	0	0.00
26	Development Credit Bank	0	0.00	0	0.00	0	0.00	0.00	0	0.00
27	Dhanalaxmi Bank	0	0.00	0	0.00	0	0.00	0.00	0	0.00
28	Equitas Bank	0	0.00	0	0.00	0	0.00	0.00	0	0.00
29	Federal Bank	1	9.00	1	9.00	0	0.00	0.00	0	0.00
30	HDFC Bank	0	0.00	0	0.00	0	0.00	0.00	0	0.00
31	ICICI Bank	0	0.00	0	0.00	0	0.00	0.00	0	0.00
32	Indusind Bank	0	0.00	0	0.00	0	0.00	0.00	0	0.00
33	Jammu & Kashmir Bank	0	0.00	0	0.00	0	0.00	0.00	0	0.00
34	Karnataka Bank	0	0.00	0	0.00	0	0.00	0.00	0	0.00
35	Karur Vysya Bank	0	0.00	0	0.00	0	0.00	0.00	0	0.00
36	KBSLAB	0	0.00	0	0.00	0	0.00	0.00	0	0.00
37	Laxmi Vilas Bank	0	0.00	0	0.00	0	0.00	0.00	0	0.00
38	Ratnakar Bank	0	0.00	0	0.00	0	0.00	0.00	0	0.00
39	South Indian Bank	0	0.00	0	0.00	0	0.00	0.00	0	0.00
40	Kotak Mahindra Bank	0	0.00	0	0.00	0	0.00	0.00	0	0.00
41	Yes Bank	0	0.00	0	0.00	0	0.00	0.00	0	0.00
42	Tamilnadu Mer. Bank	0	0.00	0	0.00	0	0.00	0.00	0	0.00
	<b>PRIVATE SECTOR BANKS TOTAL</b>	<b>1</b>	<b>9.00</b>	<b>1</b>	<b>9.00</b>	<b>0</b>	<b>0.00</b>	<b>0.00</b>	<b>0</b>	<b>0.00</b>
	<b>COMMERCIAL BANKS TOTAL</b>	<b>10724</b>	<b>6712.27</b>	<b>184</b>	<b>220.56</b>	<b>2892</b>	<b>2310.62</b>	<b>935.59</b>	<b>3306</b>	<b>2938.11</b>
43	TS Co-op Apex Bank	3122	6390.07	1002	2776.96	0	0.00	0.00	0	0.00
44	A P Mahesh Co-op Bank	0	0.00	0	0.00	0	0.00	0.00	0	0.00
	<b>Co-OPERATIVE BANKS TOTAL</b>	<b>3122</b>	<b>6390.07</b>	<b>1002</b>	<b>2776.96</b>	<b>0</b>	<b>0.00</b>	<b>0.00</b>	<b>0</b>	<b>0.00</b>
45	APGVB	0	0.00	0	0.00	0	0.00	0.00	0	0.00
46	Telangana Grameena Bank	780	358.70	26	19.09	452	84.93	211.62	356	160.57
	<b>REGIONAL RURAL BANKS TOTA</b>	<b>780</b>	<b>358.70</b>	<b>26</b>	<b>19.09</b>	<b>452</b>	<b>84.93</b>	<b>211.62</b>	<b>356</b>	<b>160.57</b>
47	APSFC	0	0.00	0	0.00	0	0.00	0.00	0	0.00
	<b>OTHERS TOTAL</b>	<b>0</b>	<b>0.00</b>	<b>0</b>	<b>0.00</b>	<b>0</b>	<b>0.00</b>	<b>0.00</b>	<b>0</b>	<b>0.00</b>
	<b>GRAND TOTAL</b>	<b>14626</b>	<b>13461.04</b>	<b>1212</b>	<b>3016.61</b>	<b>3344</b>	<b>2395.55</b>	<b>1147.21</b>	<b>3662</b>	<b>3098.68</b>

## BANK-WISE LOANS UNDER RAJEEV GRUHAKALPA SCHEME AS ON 31/12/18

Sl.No	Name of the Bank	Outstanding		Disbursement		Overdue Position			NPAs position	
		No. of a/c	Amount	No. of a/c	Amount	No. of a/c	Total Balance in overdue accounts	Actual overdue amount	No. of a/c	Amount
1	Allahabad Bank	0	0.00	0	0.00	0	0.00	0.00	0	0.00
2	Andhra Bank	4914	3742.21	25	25.06	4699	3658.79	4008.25	4501	3537.26
3	Bank Of Baroda	984	301.52	0	0.00	595	210.11	195.00	113	42.00
4	Bank of India	0	0.00	0	0.00	0	0.00	0.00	0	0.00
5	Bank of Maharashtra	94	51.00	0	0.00	6	6.00	6.00	85	45.00
6	Canara Bank	2396	1398.00	0	0.00	347	249.00	194.00	161	96.22
7	Central Bank of India	0	0.00	0	0.00	0	0.00	0.00	0	0.00
8	Corporation Bank	0	0.00	0	0.00	0	0.00	0.00	0	0.00
9	Dena Bank	0	0.00	0	0.00	0	0.00	0.00	0	0.00
10	IDBI Bank	0	0.00	0	0.00	0	0.00	0.00	0	0.00
11	Indian Bank	27	32.00	0	0.00	0	0.00	0.00	0	0.00
12	Indian Overseas Bank	994	575.06	0	0.00	697	503.67	157.00	477	368.00
13	Oriental Bank of Commerce	5	6.00	0	0.00	0	0.00	0.00	0	0.00
14	Punjab National Bank	0	0.00	0	0.00	0	0.00	0.00	0	0.00
15	Punjab & Sind Bank	0	0.00	0	0.00	0	0.00	0.00	0	0.00
16	Syndicate Bank	0	0.00	0	0.00	0	0.00	0.00	0	0.00
17	UCO Bank	0	0.00	0	0.00	0	0.00	0.00	0	0.00
18	Union Bank Of India	68	68.21	0	0.00	59	59.03	1.98	40	37.53
19	United Bank of India	0	0.00	0	0.00	0	0.00	0.00	0	0.00
20	Vijaya Bank	0	0.00	0	0.00	0	0.00	0.00	0	0.00
21	State Bank of India	8107	9729.00	0	0.00	559	794.00	324.00	6406	8190.00
	<b>PUBLIC SECTOR BANKS TOTAL</b>	<b>17589</b>	<b>15903.00</b>	<b>25</b>	<b>25.06</b>	<b>6962</b>	<b>5480.60</b>	<b>4886.23</b>	<b>11783</b>	<b>12316.01</b>
22	Axis Bank	0	0.00	0	0.00	0	0.00	0.00	0	0.00
23	Bhandhan Bank	0	0.00	0	0.00	0	0.00	0.00	0	0.00
24	Catholic Syrian Bank	0	0.00	0	0.00	0	0.00	0.00	0	0.00
25	City Union Bank	0	0.00	0	0.00	0	0.00	0.00	0	0.00
26	Development Credit Bank	0	0.00	0	0.00	0	0.00	0.00	0	0.00
27	Dhanalaxmi Bank	0	0.00	0	0.00	0	0.00	0.00	0	0.00
28	Equitas Bank	0	0.00	0	0.00	0	0.00	0.00	0	0.00
29	Federal Bank	0	0.00	0	0.00	0	0.00	0.00	0	0.00
30	HDFC Bank	0	0.00	0	0.00	0	0.00	0.00	0	0.00
31	ICICI Bank	0	0.00	0	0.00	0	0.00	0.00	0	0.00
32	Indusind Bank	0	0.00	0	0.00	0	0.00	0.00	0	0.00
33	Jammu & Kashmir Bank	0	0.00	0	0.00	0	0.00	0.00	0	0.00
34	Karnataka Bank	0	0.00	0	0.00	0	0.00	0.00	0	0.00
35	Karur Vysya Bank	0	0.00	0	0.00	0	0.00	0.00	0	0.00
36	KBSLAB	0	0.00	0	0.00	0	0.00	0.00	0	0.00
37	Laxmi Vilas Bank	0	0.00	0	0.00	0	0.00	0.00	0	0.00
38	Ratnakar Bank	0	0.00	0	0.00	0	0.00	0.00	0	0.00
39	South Indian Bank	0	0.00	0	0.00	0	0.00	0.00	0	0.00
40	Kotak Mahindra Bank	0	0.00	0	0.00	0	0.00	0.00	0	0.00
41	Yes Bank	0	0.00	0	0.00	0	0.00	0.00	0	0.00
42	Tamilnadu Mer. Bank	0	0.00	0	0.00	0	0.00	0.00	0	0.00
	<b>PRIVATE SECTOR BANKS TOTAL</b>	<b>0</b>	<b>0.00</b>	<b>0</b>	<b>0.00</b>	<b>0</b>	<b>0.00</b>	<b>0.00</b>	<b>0</b>	<b>0.00</b>
	<b>COMMERCIAL BANKS TOTAL</b>	<b>17589</b>	<b>15903.00</b>	<b>25</b>	<b>25.06</b>	<b>6962</b>	<b>5480.60</b>	<b>4886.23</b>	<b>11783</b>	<b>12316.01</b>
43	A P State Co-op Bank	0	0.00	0	0.00	0	0.00	0.00	0	0.00
44	A P Mahesh Co-op Bank	0	0.00	0	0.00	0	0.00	0.00	0	0.00
	<b>Co-OPERATIVE BANKS TOTAL</b>	<b>0</b>	<b>0.00</b>	<b>0</b>	<b>0.00</b>	<b>0</b>	<b>0.00</b>	<b>0.00</b>	<b>0</b>	<b>0.00</b>
45	APGVB	0	0.00	0	0.00	0	0.00	0.00	0	0.00
46	Telangana Grameena Bank	1087	1553.21	0	0.00	1081	1546.57	1546.57	1081	1546.57
	<b>REGIONAL RURAL BANKS TOTAL</b>	<b>1087</b>	<b>1553.21</b>	<b>0</b>	<b>0.00</b>	<b>1081</b>	<b>1546.57</b>	<b>1546.57</b>	<b>1081</b>	<b>1546.57</b>
47	APSFC	0	0.00	0	0.00	0	0.00	0.00	0	0.00
	<b>OTHERS TOTAL</b>	<b>0</b>	<b>0.00</b>	<b>0</b>	<b>0.00</b>	<b>0</b>	<b>0.00</b>	<b>0.00</b>	<b>0</b>	<b>0.00</b>
	<b>GRAND TOTAL</b>	<b>18676</b>	<b>17456.21</b>	<b>25</b>	<b>25.06</b>	<b>8043</b>	<b>7027.17</b>	<b>6432.80</b>	<b>12864</b>	<b>13862.58</b>



## BANK-WISE LOANS UNDER VAMBAY SCHEME AS ON 31/12/18

Sl.No	Name of the Bank	Outstanding		Disbursement		Overdue Position		NPAs position		
		No. of a/c	Amount	No. of a/c	Amount	No. of a/c	Total Balance in overdue accounts	Actual overdue amount	No. of a/c	Amount
1	Allahabad Bank	0	0.00	0	0.00	0	0.00	0.00	0	0.00
2	Andhra Bank	185	73.38	4	10.83	170	61.87	116.32	169	57.35
3	Bank Of Baroda	22	1.85	0	0.00	22	1.85	1.85	22	1.85
4	Bank of India	0	0.00	0	0.00	0	0.00	0.00	0	0.00
5	Bank of Maharashtra	0	0.00	0	0.00	0	0.00	0.00	0	0.00
6	Canara Bank	201	12.21	0	0.00	30	2.38	1.85	14	1.12
7	Central Bank of India	0	0.00	0	0.00	0	0.00	0.00	0	0.00
8	Corporation Bank	0	0.00	0	0.00	0	0.00	0.00	0	0.00
9	Dena Bank	0	0.00	0	0.00	0	0.00	0.00	0	0.00
10	IDBI Bank	0	0.00	0	0.00	0	0.00	0.00	0	0.00
11	Indian Bank	0	0.00	0	0.00	0	0.00	0.00	0	0.00
12	Indian Overseas Bank	28	9.49	0	0.00	17	5.85	3.00	10	4.00
13	Oriental Bank of Commerce	0	0.00	0	0.00	0	0.00	0.00	0	0.00
14	Punjab National Bank	0	0.00	0	0.00	0	0.00	0.00	0	0.00
15	Punjab & Sind Bank	0	0.00	0	0.00	0	0.00	0.00	0	0.00
16	Syndicate Bank	0	0.00	0	0.00	0	0.00	0.00	0	0.00
17	UCO Bank	0	0.00	0	0.00	0	0.00	0.00	0	0.00
18	Union Bank Of India	54	8.21	0	0.00	52	5.89	0.23	28	4.86
19	United Bank of India	0	0.00	0	0.00	0	0.00	0.00	0	0.00
20	Vijaya Bank	0	0.00	0	0.00	0	0.00	0.00	0	0.00
21	State Bank of India	1882	6005.00	0	0.00	161	767.00	313.00	1718	5229.00
	<b>PUBLIC SECTOR BANKS TOTAL</b>	<b>2372</b>	<b>6110.14</b>	<b>4</b>	<b>10.83</b>	<b>452</b>	<b>844.84</b>	<b>436.25</b>	<b>1961</b>	<b>5298.18</b>
22	Axis Bank	0	0.00	0	0.00	0	0.00	0.00	0	0.00
23	Bhandhan Bank	0	0.00	0	0.00	0	0.00	0.00	0	0.00
24	Catholic Syrian Bank	0	0.00	0	0.00	0	0.00	0.00	0	0.00
25	City Union Bank	0	0.00	0	0.00	0	0.00	0.00	0	0.00
26	Development Credit Bank	0	0.00	0	0.00	0	0.00	0.00	0	0.00
27	Dhanalaxmi Bank	0	0.00	0	0.00	0	0.00	0.00	0	0.00
28	Equitas Bank	0	0.00	0	0.00	0	0.00	0.00	0	0.00
29	Federal Bank	0	0.00	0	0.00	0	0.00	0.00	0	0.00
30	HDFC Bank	0	0.00	0	0.00	0	0.00	0.00	0	0.00
31	ICICI Bank	0	0.00	0	0.00	0	0.00	0.00	0	0.00
32	Indusind Bank	0	0.00	0	0.00	0	0.00	0.00	0	0.00
33	Jammu & Kashmir Bank	0	0.00	0	0.00	0	0.00	0.00	0	0.00
34	Karnataka Bank	0	0.00	0	0.00	0	0.00	0.00	0	0.00
35	Karur Vysya Bank	0	0.00	0	0.00	0	0.00	0.00	0	0.00
36	KBSLAB	0	0.00	0	0.00	0	0.00	0.00	0	0.00
37	Laxmi Vilas Bank	0	0.00	0	0.00	0	0.00	0.00	0	0.00
38	Ratnakar Bank	0	0.00	0	0.00	0	0.00	0.00	0	0.00
39	South Indian Bank	0	0.00	0	0.00	0	0.00	0.00	0	0.00
40	Kotak Mahindra Bank	0	0.00	0	0.00	0	0.00	0.00	0	0.00
41	Yes Bank	0	0.00	0	0.00	0	0.00	0.00	0	0.00
42	Tamilnadu Mer. Bank	0	0.00	0	0.00	0	0.00	0.00	0	0.00
	<b>PRIVATE SECTOR BANKS TOTAL</b>	<b>0</b>	<b>0.00</b>	<b>0</b>	<b>0.00</b>	<b>0</b>	<b>0.00</b>	<b>0.00</b>	<b>0</b>	<b>0.00</b>
	<b>COMMERCIAL BANKS TOTAL</b>	<b>2372</b>	<b>6110.14</b>	<b>4</b>	<b>10.83</b>	<b>452</b>	<b>844.84</b>	<b>436.25</b>	<b>1961</b>	<b>5298.18</b>
43	TS Co-op Apex Bank	1124	459.82	0	0.00	1124	459.82	459.82	1124	459.82
44	A P Mahesh Co-op Bank	0	0.00	0	0.00	0	0.00	0.00	0	0.00
	<b>Co-OPERATIVE BANKS TOTAL</b>	<b>1124</b>	<b>459.82</b>	<b>0</b>	<b>0.00</b>	<b>1124</b>	<b>459.82</b>	<b>459.82</b>	<b>1124</b>	<b>459.82</b>
45	APGVB	0	0.00	0	0.00	0	0.00	0.00	0	0.00
46	Telangana Grameena Bank	172	94.56	0	0.00	172	94.56	94.56	172	94.56
	<b>REGIONAL RURAL BANKS TOTAL</b>	<b>172</b>	<b>94.56</b>	<b>0</b>	<b>0.00</b>	<b>172</b>	<b>94.56</b>	<b>94.56</b>	<b>172</b>	<b>94.56</b>
47	APSFC	0	0.00	0	0.00	0	0.00	0.00	0	0.00
	<b>OTHERS TOTAL</b>	<b>0</b>	<b>0.00</b>	<b>0</b>	<b>0.00</b>	<b>0</b>	<b>0.00</b>	<b>0.00</b>	<b>0</b>	<b>0.00</b>
	<b>GRAND TOTAL</b>	<b>3668</b>	<b>6664.52</b>	<b>4</b>	<b>10.83</b>	<b>1748</b>	<b>1399.22</b>	<b>990.63</b>	<b>3257</b>	<b>5852.56</b>

## BANK-WISE LOANS UNDER RAJEEV YUVA SHAKTI SCHEME AS ON 31/12/18

(Rs. In lac)

Sl.No	Name of the Bank	Outstanding		Disbursement		Overdue Position			NPAs position	
		No. of a/c	Amount	No. of a/c	Amount	No. of a/c	Total Balance in overdue accounts	Actual overdue amount	No. of a/c	Amount
1	Allahabad Bank	0	0.00	0	0.00	0	0.00	0.00	0	0.00
2	Andhra Bank	676	210.49	3	2.20	550	200.71	365.23	385	154.75
3	Bank Of Baroda	583	615.00	0	0.00	361	184.10	174.00	77	69.00
4	Bank of India	0	0.00	0	0.00	0	0.00	0.00	0	0.00
5	Bank of Maharashtra	0	0.00	0	0.00	0	0.00	0.00	0	0.00
6	Canara Bank	99	87.14	3	1.26	33	16.53	13.27	13	7.16
7	Central Bank of India	0	0.00	0	0.00	0	0.00	0.00	0	0.00
8	Corporation Bank	0	0.00	0	0.00	0	0.00	0.00	0	0.00
9	Dena Bank	0	0.00	0	0.00	0	0.00	0.00	0	0.00
10	IDBI Bank	0	0.00	0	0.00	0	0.00	0.00	0	0.00
11	Indian Bank	42	37.00	0	0.00	0	0.00	0.00	0	0.00
12	Indian Overseas Bank	848	610.03	5	5.10	192	185.91	28.00	82	39.00
13	Oriental Bank of Commerce	1	1.23	0	0.00	0	0.00	0.00	0	0.00
14	Punjab National Bank	0	0.00	0	0.00	0	0.00	0.00	0	0.00
15	Punjab & Sind Bank	0	0.00	0	0.00	0	0.00	0.00	0	0.00
16	Syndicate Bank	0	0.00	0	0.00	0	0.00	0.00	0	0.00
17	UCO Bank	4	3.55	0	0.00	2	2.28	1.47	2	2.28
18	Union Bank Of India	94	56.88	0	0.00	13	19.25	1.54	10	9.22
19	United Bank of India	0	0.00	0	0.00	0	0.00	0.00	0	0.00
20	Vijaya Bank	0	0.00	0	0.00	0	0.00	0.00	0	0.00
21	State Bank of India	14311	4529.00	0	0.00	473	597.00	243.00	9335	3169.00
	<b>PUBLIC SECTOR BANKS TOTAL</b>	<b>16658</b>	<b>6150.32</b>	<b>11</b>	<b>8.56</b>	<b>1624</b>	<b>1205.78</b>	<b>826.51</b>	<b>9904</b>	<b>3450.41</b>
22	Axis Bank	0	0.00	0	0.00	0	0.00	0.00	0	0.00
23	Bhandhan Bank	0	0.00	0	0.00	0	0.00	0.00	0	0.00
24	Catholic Syrian Bank	0	0.00	0	0.00	0	0.00	0.00	0	0.00
25	City Union Bank	0	0.00	0	0.00	0	0.00	0.00	0	0.00
26	Development Credit Bank	0	0.00	0	0.00	0	0.00	0.00	0	0.00
27	Dhanalaxmi Bank	0	0.00	0	0.00	0	0.00	0.00	0	0.00
28	Equitas	0	0.00	0	0.00	0	0.00	0.00	0	0.00
29	Federal Bank	0	0.00	0	0.00	0	0.00	0.00	0	0.00
30	HDFC Bank	0	0.00	0	0.00	0	0.00	0.00	0	0.00
31	ICICI Bank	0	0.00	0	0.00	0	0.00	0.00	0	0.00
32	Indusind Bank	0	0.00	0	0.00	0	0.00	0.00	0	0.00
33	Jammu & Kashmir Bank	0	0.00	0	0.00	0	0.00	0.00	0	0.00
34	Karnataka Bank	0	0.00	0	0.00	0	0.00	0.00	0	0.00
35	Karur Vysya Bank	0	0.00	0	0.00	0	0.00	0.00	0	0.00
36	KBSLAB	0	0.00	0	0.00	0	0.00	0.00	0	0.00
37	Laxmi Vilas Bank	0	0.00	0	0.00	0	0.00	0.00	0	0.00
38	Ratnakar Bank	0	0.00	0	0.00	0	0.00	0.00	0	0.00
39	South Indian Bank	0	0.00	0	0.00	0	0.00	0.00	0	0.00
40	Kotak Mahindra Bank	0	0.00	0	0.00	0	0.00	0.00	0	0.00
41	Yes Bank	0	0.00	0	0.00	0	0.00	0.00	0	0.00
42	Tamilnadu Mer. Bank	0	0.00	0	0.00	0	0.00	0.00	0	0.00
	<b>PRIVATE SECTOR BANKS TOTAL</b>	<b>0</b>	<b>0.00</b>	<b>0</b>	<b>0.00</b>	<b>0</b>	<b>0.00</b>	<b>0.00</b>	<b>0</b>	<b>0.00</b>
	<b>COMMERCIAL BANKS TOTAL</b>	<b>16658</b>	<b>6150.32</b>	<b>11</b>	<b>8.56</b>	<b>1624</b>	<b>1205.78</b>	<b>826.51</b>	<b>9904</b>	<b>3450.41</b>
43	TS Co-op Apex Bank	11	8.44	0	0.00	11	8.44	8.44	11	8.44
44	A P Mahesh Co-op Bank	0	0.00	0	0.00	0	0.00	0.00	0	0.00
	<b>Co-OPERATIVE BANKS TOTAL</b>	<b>11</b>	<b>8.44</b>	<b>0</b>	<b>0.00</b>	<b>11</b>	<b>8.44</b>	<b>8.44</b>	<b>11</b>	<b>8.44</b>
45	APGVB	197	361.27	0	0.00	25	26.59	5.91	19	17.54
46	Telangana Grameena Bank	0	0.00	0	0.00	0	0.00	0.00	0	0.00
	<b>REGIONAL RURAL BANKS TOTAL</b>	<b>197</b>	<b>361.27</b>	<b>0</b>	<b>0.00</b>	<b>25</b>	<b>26.59</b>	<b>5.91</b>	<b>19</b>	<b>17.54</b>
47	APSFC	0	0.00	0	0.00	0	0.00	0.00	0	0.00
	<b>OTHERS TOTAL</b>	<b>0</b>	<b>0.00</b>	<b>0</b>	<b>0.00</b>	<b>0</b>	<b>0.00</b>	<b>0.00</b>	<b>0</b>	<b>0.00</b>
	<b>GRAND TOTAL</b>	<b>16866</b>	<b>6520.03</b>	<b>11</b>	<b>8.56</b>	<b>1660</b>	<b>1240.81</b>	<b>840.86</b>	<b>9934</b>	<b>3476.39</b>

## Short Term crop Production Loans - Bankwise outstanding, overdues and NPAs as on 31/12/18

(Rs. In lac)

Sl.No	Name of the Bank	Outstanding		Overdues			NPAs	
		No. of a/c	Amount	No. of a/c	Total Balance in overdue accounts	Actual overdue amount	No. of a/c	Amount
1	Allahabad Bank	10714	8450.36	2787	2329.08	167.00	299	287.91
2	Andhra Bank	704502	696973.85	391438	340057.03	340057.03	21835	19011.96
3	Bank Of Baroda	32505	64482.25	6914	6000.00	1158.00	2370	2396.00
4	Bank of India	14231	12704.15	1333	1077.41	1077.41	1333	1077.41
5	Bank of Maharashtra	12558	15845.00	1566	2355.00	146.00	558	446.00
6	Canara Bank	185237	179050.35	36992	30710.11	28572.36	4878	4808.00
7	Central Bank of India	71697	60730.00	17305	14273.00	7258.00	2769	1885.00
8	Corporation Bank	28200	30100.77	0	0.00	0.00	0	0.00
9	Dena Bank	2379	1744.75	84	92.05	85.57	76	74.03
10	IDBI Bank	10283	19290.45	0	0.00	0.00	517	681.12
11	Indian Bank	100317	83859.07	0	0.00	0.00	1720	1180.00
12	Indian Overseas Bank	110049	71348.58	19168	6797.39	3733.88	5771	3599.42
13	Oriental Bank of Commerce	835	2367.61	98	484.03	410.00	32	236.74
14	Punjab National Bank	24936	21225.00	0	0.00	0.00	2171	4563.00
15	Punjab & Sind Bank	3	1.09	0	0.00	0.00	0	0.00
16	Syndicate Bank	125814	149144.91	7397	1660.94	1107.90	12719	9230.30
17	UCO Bank	14693	13816.63	2202	2477.47	1265.60	1238	1341.46
18	Union Bank Of India	92461	94101.62	10973	5493.75	5214.48	8318	3290.34
19	United Bank of India	74	152.44	3	1.35	0.10	0	0.00
20	Vijaya Bank	61306	52582.96	6667	3839.58	3213.01	2248	626.57
21	State Bank of India	1377368	1391709.00	125873	174536.00	71166.00	171679	91348.00
	<b>PUBLIC SECTOR BANKS TOTAL</b>	<b>2980162</b>	<b>2969680.83</b>	<b>630800</b>	<b>592184.19</b>	<b>464632.34</b>	<b>240531</b>	<b>146083.26</b>
22	Axis Bank	3901	36702.86	0	0.00	0.00	101	740.04
23	Bhandhan Bank	0	0.00	0	0.00	0.00	0	0.00
24	Catholic Syrian Bank	251	198.58	0	0.00	0.00	0	0.00
25	City Union Bank	9600	7938.80	1848	1592.76	1512.23	2	0.91
26	Development Credit Bank	3263	5996.33	1483	2922.75	118.59	14	366.82
27	Dhanalaxmi Bank	936	2379.38	0	0.00	0.00	0	0.00
28	Equitas	0	0.00	0	0.00	0.00	0	0.00
29	Federal Bank	3048	4823.00	2419	3835.00	3835.00	0	0.00
30	HDFC Bank	10340	81643.48	1297	7464.63	1215.52	386	1733.84
31	ICICI Bank	28327	96028.56	0	0.00	0.00	882	2833.74
32	Indusind Bank	0	0.00	0	0.00	0.00	0	0.00
33	Jammu & Kashmir Bank	0	0.00	0	0.00	0.00	0	0.00
34	Karnataka Bank	2178	5157.05	39	122.22	122.22	39	122.22
35	Karur Vysya Bank	15023	21988.00	10	18.00	18.00	10	18.00
36	KBSLAB	1556	698.57	353	136.10	131.69	37	6.25
37	Laxmi Vilas Bank	5212	5870.68	0	0.00	0.00	6	6.70
38	Ratnakar Bank	110	1701.05	0	0.00	0.00	22	1312.64
39	South Indian Bank	26	18.67	34	34.20	34.20	25	26.21
40	Kotak Mahindra Bank	2230	2236.55	0	0.00	0.00	1769	217.75
41	Yes Bank	53	947.00	0	0.00	0.00	0	0.00
42	Tamilnadu Mer. Bank	1889	1476.89	0	0.00	0.00	0	0.00
	<b>PRIVATE SECTOR BANKS TOTAL</b>	<b>87943</b>	<b>275805.46</b>	<b>7483</b>	<b>16125.66</b>	<b>6987.45</b>	<b>3293</b>	<b>7385.12</b>
	<b>COMMERCIAL BANKS TOTAL</b>	<b>3068105</b>	<b>3245486.29</b>	<b>638283</b>	<b>608309.85</b>	<b>471619.79</b>	<b>243824</b>	<b>153468.39</b>
43	TS Co-op Apex Bank	884377	345180	23956	9093.56	9113.31	3054	2962.44
44	A P Mahesh Co-op Bank	0	0.00	0	0.00	0.00	0	0.00
	<b>Co-OPERATIVE BANKS TOTAL</b>	<b>884377</b>	<b>345180.12</b>	<b>23956</b>	<b>9093.56</b>	<b>9113.31</b>	<b>3054</b>	<b>2962.44</b>
45	APGVB	697501	507984.13	264277	149980.82	25706.33	8509	3094.20
46	Telangana Grameena Bank	497714	470254.28	364919	297525.18	123388.92	28928	14454.12
	<b>REGIONAL RURAL BANKS TOTAL</b>	<b>1195215</b>	<b>978238.41</b>	<b>629196</b>	<b>447506.00</b>	<b>149095.25</b>	<b>37437</b>	<b>17548.32</b>
47	APSFC	0	0.00	0	0.00	0.00	0	0.00
	<b>OTHERS TOTAL</b>	<b>0</b>	<b>0.00</b>	<b>0</b>	<b>0.00</b>	<b>0.00</b>	<b>0</b>	<b>0.00</b>
	<b>GRAND TOTAL</b>	<b>5147697</b>	<b>4568904.82</b>	<b>1291435</b>	<b>1064909.41</b>	<b>629828.35</b>	<b>284315</b>	<b>173979.14</b>

## Agriculture Term Loans including Allied activities - Bankwise outstanding, overdues and NPAs as on 31/12/18

Sl.No	Name of the Bank	Outstanding		Overdues			NPAs	
		No. of a/c	Amount	No. of a/c	Total Balance in overdue accounts	Actual overdue amount	No. of a/c	Amount
1	Allahabad Bank	8628	5560.63	1457	2345.69	206.00	807	1524.72
2	Andhra Bank	30674	209438.54	19617	103080.79	36145.80	4741	30220.04
3	Bank Of Baroda	3928	45657.01	1067	1495.00	232.00	361	2187.90
4	Bank of India	5993	35641.73	843	6515.97	6515.97	843	6515.97
5	Bank of Maharashtra	686	23546.00	111	2927.00	13.00	246	1446.00
6	Canara Bank	14072	128132.95	2102	9139.87	5265.90	2780	17407.00
7	Central Bank of India	3040	28441.52	2054	9286.00	9957.00	874	11185.00
8	Corporation Bank	6130	30227.09	0	0.00	0.00	0	0.00
9	Dena Bank	2	19431.25	0	0.00	0.00	0	0.00
10	IDBI Bank	2079	5788.89	0	0.00	0.00	144	582.53
11	Indian Bank	7553	122857.36	0	0.00	0.00	0	0.00
12	Indian Overseas Bank	6682	119103.93	3012	65770.45	3225.23	2780	34076.63
13	Oriental Bank of Commerce	84	10370.18	22	5790.45	4165.34	14	4153.30
14	Punjab National Bank	13065	37034.00	0	0.00	0.00	3189	5577.00
15	Punjab & Sind Bank	15	133.26	0	0.00	0.00	0	0.00
16	Syndicate Bank	18616	43187.80	12721	13588.19	11626.67	23732	21643.20
17	UCO Bank	1432	9903.21	454	1054.36	423.67	276	766.23
18	Union Bank Of India	17088	57735.61	2342	3250.22	2237.28	3636	4304.91
19	United Bank of India	107	234.76	39	32.18	3.50	34	15.50
20	Vijaya Bank	4738	26993.32	1591	6302.67	1111.49	1198	5191.18
21	State Bank of India	84123	115704.00	10665	13856.00	5660.00	29795	41040.00
	<b>PUBLIC SECTOR BANKS TOTAL</b>	<b>228735</b>	<b>1075123.04</b>	<b>58097</b>	<b>244434.84</b>	<b>86788.85</b>	<b>75450</b>	<b>187837.11</b>
22	Axis Bank	14473	65224.81	3763	44401.71	17864.92	106	691.93
23	Bhandhan Bank	138	18.27	0	0.00	0.00	0	0.00
24	Catholic Syrian Bank	21	136.29	0	0.00	0.00	0	0.00
25	City Union Bank	148	8706.93	44	1347.45	75.27	5	26.75
26	Development Credit Bank	1313	4599.64	313	1736.03	367.86	96	352.18
27	Dhanalaxmi Bank	0	0.00	0	0.00	0.00	0	0.00
28	Equitas Bank	123	155.00	0	0.00	0.00	4	10.00
29	Federal Bank	89	1553.00	6	479.00	479.00	1	16.00
30	HDFC Bank	40808	170804.91	880	2133.95	363.25	879	4596.52
31	ICICI Bank	69316	121351.63	0	0.00	0.00	1399	3383.83
32	Indusind Bank	37906	64459.78	0	0.00	2286.00	1417	0.00
33	Jammu & Kashmir Bank	1	130.00	0	0.00	0.00	0	0.00
34	Karnataka Bank	114	8854.78	3	91.26	91.26	3	91.26
35	Karur Vysya Bank	178	13582.00	13	1612.00	1612.00	13	1612.00
36	KBSLAB	3360	1501.56	222	87.96	9.28	225	43.90
37	Laxmi Vilas Bank	9	352.85	0	0.00	0.00	1	1.38
38	Ratnakar Bank	51	13023.37	32	2849.22	2849.22	1	9.84
39	South Indian Bank	15659	16270.05	950	1604.19	1604.50	49	52.65
40	Kotak Mahindra Bank	9858	78655.62	0	0.00	0.00	238	506.36
41	Yes Bank	1640	94678.00	0	0.00	0.00	0	0.00
42	Tamilnadu Mer. Bank	629	3007.81	5	28.54	26.59	2	26.59
	<b>PRIVATE SECTOR BANKS TOTAL</b>	<b>195834</b>	<b>667066.31</b>	<b>6231</b>	<b>56371.30</b>	<b>27629.13</b>	<b>4439</b>	<b>11421.19</b>
	<b>COMMERCIAL BANKS TOTAL</b>	<b>424569</b>	<b>1742189.35</b>	<b>64328</b>	<b>300806.14</b>	<b>114417.99</b>	<b>79889</b>	<b>199258.30</b>
43	TS Co-op Apex Bank	178752	199871.37	19874	26335.41	14449.46	19061	15529.99
44	A P Mahesh Co-op Bank	0	0.00	0	0.00	0.00	0	0.00
	<b>Co-OPERATIVE BANKS TOTAL</b>	<b>178752</b>	<b>199871.37</b>	<b>19874</b>	<b>26335.41</b>	<b>14449.46</b>	<b>19061</b>	<b>15529.99</b>
45	APGVB	112808	274584.50	23035	22983.68	2898.88	6499	4232.32
46	Telangana Grameena Bank	18532	9630.26	10378	5487.87	2429.57	4874	2883.07
	<b>REGIONAL RURAL BANKS TOTAL</b>	<b>131340</b>	<b>284214.76</b>	<b>33413</b>	<b>28471.55</b>	<b>5328.45</b>	<b>11373</b>	<b>7115.39</b>
47	APSFC	0	0.00	0	0.00	0.00	0	0.00
	<b>OTHERS TOTAL</b>	<b>0</b>	<b>0.00</b>	<b>0</b>	<b>0.00</b>	<b>0.00</b>	<b>0</b>	<b>0.00</b>
	<b>GRAND TOTAL</b>	<b>734661</b>	<b>2226275.48</b>	<b>117614</b>	<b>355613.10</b>	<b>134195.90</b>	<b>110323</b>	<b>221903.69</b>

Agriculture &amp; Allied - Indirect Loans - Bankwise outstanding, overdues and NPAs as on 31/12/18 (Rs. In lac)

Sl.No	Name of the Bank	Outstanding		Overdues		NPAs		
		No. of a/c	Amount	No. of a/c	Total Balance in overdue accounts	Actual overdue amount	No. of a/c	Amount
1	Allahabad Bank	0	0.00	0	0.00	0.00	0	0.00
2	Andhra Bank	61	41297.58	30	19445.26	11576.48	1	4797.74
3	Bank Of Baroda	0	0.00	0	0.00	0.00	0	0.00
4	Bank of India	0	0.00	0	0.00	0.00	0	0.00
5	Bank of Maharashtra	0	0.00	0	0.00	0.00	0	0.00
6	Canara Bank	3	419.87	0	0.00	0.00	0	0.00
7	Central Bank of India	0	0.00	0	0.00	0.00	0	0.00
8	Corporation Bank	0	0.00	0	0.00	0.00	0	0.00
9	Dena Bank	0	0.00	0	0.00	0.00	0	0.00
10	IDBI Bank	14	0.00	0	0.00	0.00	0	0.00
11	Indian Bank	0	0.00	0	0.00	0.00	0	0.00
12	Indian Overseas Bank	0	0.00	0	0.00	0.00	0	0.00
13	Oriental Bank of Commerce	948	33817.37	0	0.00	0.00	0	0.00
14	Punjab National Bank	5	917340.00	0	0.00	0.00	0	0.00
15	Punjab & Sind Bank	0	0.00	0	0.00	0.00	0	0.00
16	Syndicate Bank	0	0.00	0	0.00	0.00	0	0.00
17	UCO Bank	0	0.00	0	0.00	0.00	0	0.00
18	Union Bank Of India	0	0.00	0	0.00	0.00	0	0.00
19	United Bank of India	13	6431.69	0	0.00	0.00	0	0.00
20	Vijaya Bank	0	0.00	0	0.00	0.00	0	0.00
21	State Bank of India	1250	43636.00	0	0.00	0.00	0	0.00
	<b>PUBLIC SECTOR BANKS TOTAL</b>	<b>2294</b>	<b>1042942.51</b>	<b>30</b>	<b>19445.26</b>	<b>11576.48</b>	<b>1</b>	<b>4797.74</b>
22	Axis Bank	0	0.00	0	0.00	0.00	0	0.00
23	Bhandhan Bank	0	0.00	0	0.00	0.00	0	0.00
24	Catholic Syrian Bank	0	0.00	0	0.00	0.00	0	0.00
25	City Union Bank	0	0.00	0	0.00	0.00	0	0.00
26	Development Credit Bank	52	475.60	10	69.69	2.33	0	0.00
27	Dhanalaxmi Bank	0	0.00	0	0.00	0.00	0	0.00
28	Equitas Bank	0	0.00	0	0.00	0.00	0	0.00
29	Federal Bank	0	0.00	0	0.00	0.00	0	0.00
30	HDFC Bank	0	0.00	0	0.00	0.00	0	0.00
31	ICICI Bank	0	0.00	0	0.00	0.00	0	0.00
32	Indusind Bank	0	0.00	0	0.00	0.00	0	0.00
33	Jammu & Kashmir Bank	0	0.00	0	0.00	0.00	0	0.00
34	Karnataka Bank	0	0.00	0	0.00	0.00	0	0.00
35	Karur Vysya Bank	6517	18427.00	0	0.00	0.00	0	0.00
36	KBSLAB	0	0.00	0	0.00	0.00	0	0.00
37	Laxmi Vilas Bank	0	0.00	0	0.00	0.00	0	0.00
38	Ratnakar Bank	0	0.00	0	0.00	0.00	0	0.00
39	South Indian Bank	0	0.00	0	0.00	0.00	0	0.00
40	Kotak Mahindra Bank	0	0.00	0	0.00	0.00	0	0.00
41	Yes Bank	0	0.00	0	0.00	0.00	0	0.00
42	Tamilnadu Mer. Bank	0	0.00	0	0.00	0.00	0	0.00
	<b>PRIVATE SECTOR BANKS TOTAL</b>	<b>6569</b>	<b>18902.60</b>	<b>10</b>	<b>69.69</b>	<b>2.33</b>	<b>0</b>	<b>0.00</b>
	<b>COMMERCIAL BANKS TOTAL</b>	<b>8863</b>	<b>1061845.11</b>	<b>40</b>	<b>19514.95</b>	<b>11578.81</b>	<b>1</b>	<b>4797.74</b>
43	TS Co-op Apex Bank	2930	10797.72	0	0.00	0.00	0	0.00
44	A P Mahesh Co-op Bank	0	0.00	0	0.00	0.00	0	0.00
	<b>Co-OPERATIVE BANKS TOTAL</b>	<b>2930</b>	<b>10797.72</b>	<b>0</b>	<b>0.00</b>	<b>0.00</b>	<b>0</b>	<b>0.00</b>
45	APGVB	0	0.00	0	0.00	0.00	0	0.00
46	Telangana Grameena Bank	0	0.00	0	0.00	0.00	0	0.00
	<b>REGIONAL RURAL BANKS TOTAL</b>	<b>0</b>	<b>0.00</b>	<b>0</b>	<b>0.00</b>	<b>0.00</b>	<b>0</b>	<b>0.00</b>
47	APSFC	0	0.00	0	0.00	0.00	0	0.00
	<b>OTHERS TOTAL</b>	<b>0</b>	<b>0.00</b>	<b>0</b>	<b>0.00</b>	<b>0.00</b>	<b>0</b>	<b>0.00</b>
	<b>GRAND TOTAL</b>	<b>11793</b>	<b>1072642.83</b>	<b>40</b>	<b>19514.95</b>	<b>11578.81</b>	<b>1</b>	<b>4797.74</b>

Total Agriculture Advances - Bankwise outstanding, overdues and NPAs as on 31/12/18

(Rs. In lac)

Sl.No	Name of the Bank	Outstanding		Overdues			NPAs	
		No. of a/c	Amount	No. of a/c	Total Balance in overdue accounts	Actual overdue amount	No. of a/c	Amount
1	Allahabad Bank	19342	14010.99	4244	4674.77	373.00	1106	1812.63
2	Andhra Bank	735176	906412.39	411055	443137.82	376202.83	26576	49232.00
3	Bank Of Baroda	36433	110139.26	7981	7495.00	1390.00	2731	4583.90
4	Bank of India	20224	48345.88	2176	7593.38	7593.38	2176	7593.38
5	Bank of Maharashtra	13244	39391.00	1677	5282.00	159.00	804	1892.00
6	Canara Bank	199309	307183.30	39094	39849.98	33838.26	7658	22215.00
7	Central Bank of India	74737	89171.52	19359	23559.00	17215.00	3643	13070.00
8	Corporation Bank	34330	60327.86	0	0.00	0.00	0	0.00
9	Dena Bank	2381	21176.00	84	92.05	85.57	76	74.03
10	IDBI Bank	12362	25079.34	0	0.00	0.00	661	1263.65
11	Indian Bank	107870	206716.43	0	0.00	0.00	1720	1180.00
12	Indian Overseas Bank	116731	190452.51	22180	72567.84	6959.11	8551	37676.05
13	Oriental Bank of Commerce	919	12737.79	120	6274.48	4575.34	46	4390.04
14	Punjab National Bank	38001	58259.00	0	0.00	0.00	5360	10140.00
15	Punjab & Sind Bank	18	134.35	0	0.00	0.00	0	0.00
16	Syndicate Bank	144430	192332.71	20118	15249.13	12734.57	36451	30873.50
17	UCO Bank	16125	23719.84	2656	3531.82	1689.27	1514	2107.70
18	Union Bank Of India	109549	151837.23	13315	8743.97	7451.76	11954	7595.25
19	United Bank of India	181	387.19	42	33.53	3.60	34	15.50
20	Vijaya Bank	66044	79576.28	8258	10142.25	4324.50	3446	5817.75
21	State Bank of India	1461491	1507413.00	136538	188392.00	76826.00	201474	132388.00
	<b>PUBLIC SECTOR BANKS TOTAL</b>	<b>3208897</b>	<b>4044803.87</b>	<b>688897</b>	<b>836619.03</b>	<b>551421.20</b>	<b>315981</b>	<b>333920.38</b>
22	Axis Bank	18374	101927.67	3763	44401.71	17864.92	207	1431.96
23	Bhandhan Bank	138	18.27	0	0.00	0.00	0	0.00
24	Catholic Syrian Bank	272	334.87	0	0.00	0.00	0	0.00
25	City Union Bank	9748	16645.73	1892	2940.21	1587.50	7	27.66
26	Development Credit Bank	4576	10595.98	1796	4658.78	486.45	110	719.00
27	Dhanalaxmi Bank	936	2379.38	0	0.00	0.00	0	0.00
28	Equitas Bank	123	155.00	0	0.00	0.00	4	10.00
29	Federal Bank	3137	6376.00	2425	4314.00	4314.00	1	16.00
30	HDFC Bank	51148	252448.39	2177	9598.58	1578.77	1265	6330.36
31	ICICI Bank	97643	217380.19	0	0.00	0.00	2281	6217.58
32	Indusind Bank	37906	64459.78	0	0.00	2286.00	1417	0.00
33	Jammu & Kashmir Bank	1	130.00	0	0.00	0.00	0	0.00
34	Karnataka Bank	2292	14011.83	42	213.48	213.48	42	213.48
35	Karur Vysya Bank	15201	35570.00	23	1630.00	1630.00	23	1630.00
36	KBSLAB	4916	2200.14	575	224.06	140.97	262	50.15
37	Laxmi Vilas Bank	5221	6223.53	0	0.00	0.00	7	8.09
38	Ratnakar Bank	161	14724.42	32	2849.22	2849.22	23	1322.48
39	South Indian Bank	15685	16288.72	984	1638.39	1638.70	74	78.86
40	Kotak Mahindra Bank	12088	80892.17	0	0.00	0.00	2007	724.11
41	Yes Bank	1693	95625.00	0	0.00	0.00	0	0.00
42	Tamilnadu Mer. Bank	2518	4484.70	5	28.54	26.59	2	26.59
	<b>PRIVATE SECTOR BANKS TOTAL</b>	<b>283777</b>	<b>942871.77</b>	<b>13714</b>	<b>72496.96</b>	<b>34616.59</b>	<b>7732</b>	<b>18806.31</b>
	<b>COMMERCIAL BANKS TOTAL</b>	<b>3492674</b>	<b>4987675.64</b>	<b>702611</b>	<b>909115.99</b>	<b>586037.78</b>	<b>323713</b>	<b>352726.69</b>
43	TS Co-op Apex Bank	1063129	545051.49	43830	35428.97	23562.77	22115	18492.43
44	A P Mahesh Co-op Bank	0	0.00	0	0.00	0.00	0	0.00
	<b>Co-OPERATIVE BANKS TOTAL</b>	<b>1063129</b>	<b>545051.49</b>	<b>43830</b>	<b>35428.97</b>	<b>23562.77</b>	<b>22115</b>	<b>18492.43</b>
45	APGVB	810309	782568.63	287312	172964.50	28605.21	15008	7326.52
46	Telangana Grameena Bank	516246	479884.54	375297	303013.05	125818.49	33802	17337.19
	<b>REGIONAL RURAL BANKS TOTAL</b>	<b>1326555</b>	<b>1262453.17</b>	<b>662609</b>	<b>475977.55</b>	<b>154423.70</b>	<b>48810</b>	<b>24663.71</b>
47	APSFC	0	0.00	0	0.00	0.00	0	0.00
	<b>OTHERS TOTAL</b>	<b>0</b>	<b>0.00</b>	<b>0</b>	<b>0.00</b>	<b>0.00</b>	<b>0</b>	<b>0.00</b>
	<b>GRAND TOTAL</b>	<b>5882358</b>	<b>6795180.30</b>	<b>1409049</b>	<b>1420522.50</b>	<b>764024.25</b>	<b>394638</b>	<b>395882.83</b>

Micro &amp; Small, Medium Enterprises (Priority): Bank wise outstanding, overdues &amp; NPAs as on 31/12/18 (Rs. In lac)

Sl.No	Name of the Bank	Outstanding		Overdues			NPAs	
		No. of a/c	Amount	No. of a/c	Total Balance in overdue accounts	Actual overdue amount	No. of a/c	Amount
1	Allahabad Bank	5332	50938.00	1022	7149.00	4649.00	152.0	2161.00
2	Andhra Bank	81608	724599.81	40630	363802.84	219772.32	13463.0	102696.38
3	Bank Of Baroda	3656	95248.00	323	23240.00	733.00	202.0	22000.00
4	Bank of India	17090	166580.30	1752	178034.50	178034.50	1752.0	178034.50
5	Bank of Maharashtra	2915	42103.00	553	8483.00	1489.00	258.0	7842.00
6	Canara Bank	34074	394508.60	10024	82361.02	10352.98	3298.0	41406.35
7	Central Bank of India	9076	59808.77	3352	17678.00	5159.00	2767.0	11338.00
8	Corporation Bank	13590	67131.99	0	0.00	0.00	0.0	0.00
9	Dena Bank	1866	19093.08	0	0.00	0.00	0.0	0.00
10	IDBI Bank	12298	91972.16	0	0.00	0.00	480.0	17105.73
11	Indian Bank	9974	14749.45	0	0.00	0.00	2226.0	3504.72
12	Indian Overseas Bank	15092	126471.48	5643	30597.41	2887.20	4060.0	31834.79
13	Oriental Bank of Commerce	3739	56003.26	572	16022.84	11554.15	276.0	7175.84
14	Punjab National Bank	9307	119739.00	0	0.00	0.00	1891.0	14380.00
15	Punjab & Sind Bank	216	2060.08	0	0.00	0.00	0.0	0.00
16	Syndicate Bank	18293	119437.33	1915	2708.05	1447.99	1259.0	2315.65
17	UCO Bank	9106	73389.00	539	35360.71	12231.69	545.3	21953.49
18	Union Bank Of India	18455	230726.84	3539	15032.22	773.24	6311.0	6092.14
19	United Bank of India	1679	10937.42	100	688.04	370.63	85.0	602.42
20	Vijaya Bank	8703	55989.58	4130	22527.60	10507.60	2281.0	12020.00
21	State Bank of India	816798	1256680.00	41813	78049.00	31878.00	52524.0	325500.00
	<b>PUBLIC SECTOR BANKS TOTAL</b>	<b>1092867</b>	<b>3778167.15</b>	<b>115907</b>	<b>881734.23</b>	<b>491840.29</b>	<b>93830.3</b>	<b>807963.01</b>
22	Axis Bank	6272	177633.94	727	47974.30	14327.49	59.0	1805.85
23	Bhandhan Bank	2371	1946.00	0	0.00	0.00	0.0	0.00
24	Catholic Syrian Bank	7	264.01	0	0.00	0.00	0.0	0.00
25	City Union Bank	802	52597.79	49	2509.13	640.44	25.0	1688.57
26	Development Credit Bank	1573	33846.94	201	4905.13	117.97	4.0	62.56
27	Dhanalaxmi Bank	45	1229.65	0	0.00	0.00	0.0	0.00
28	Equitas Bank	2287	9431.00	0	0.00	0.00	150.0	364.00
29	Federal Bank	173	17432.00	36	1496.00	1565.00	31.0	1436.00
30	HDFC Bank	55234	485286.51	1115	7159.00	1385.30	991.0	5295.33
31	ICICI Bank	17342	325540.91	0	0.00	0.00	197.0	6425.25
32	Indusind Bank	24115	124553.51	0	0.00	0.00	1176.0	380.39
33	Jammu & Kashmir Bank	167	959.67	26	136.70	136.70	26.0	136.70
34	Karnataka Bank	1107	44358.18	128	2096.93	2096.93	128.0	2096.93
35	Karur Vysya Bank	3379	76417.00	114	6583.00	6583.00	114.0	6583.00
36	KBSLAB	8104	3425.07	293	170.79	63.77	506.0	154.72
37	Laxmi Vilas Bank	881	17456.74	0	0.00	0.00	42.0	779.50
38	Ratnakar Bank	4676	58123.26	548	19885.69	19885.69	149.0	295.61
39	South Indian Bank	659	44065.59	0	0.00	0.00	39.0	1638.55
40	Kotak Mahindra Bank	7304	180264.69	0	0.00	0.00	101.0	2015.92
41	Yes Bank	4594	135108.00	0	0.00	0.00	6.0	1842.00
42	Tamilnadu Mer. Bank	362	11000.35	13	35.75	31.35	8.0	31.35
	<b>PRIVATE SECTOR BANKS TOTAL</b>	<b>141454</b>	<b>1800940.81</b>	<b>3250</b>	<b>92952.42</b>	<b>46833.64</b>	<b>3752.0</b>	<b>33032.22</b>
	<b>COMMERCIAL BANKS TOTAL</b>	<b>1234321</b>	<b>5579107.95</b>	<b>119157</b>	<b>974686.64</b>	<b>538673.93</b>	<b>97582.3</b>	<b>840995.23</b>
43	TS Co-op Apex Bank	10616	6939.75	507	507.00	206.01	264.0	176.04
44	A P Mahesh Co-op Bank	8515	67439.80	248	8350.00	6855.00	152.0	4498.66
	<b>Co-OPERATIVE BANKS TOTAL</b>	<b>19131</b>	<b>74379.55</b>	<b>755</b>	<b>8857.00</b>	<b>7061.01</b>	<b>416.0</b>	<b>4674.70</b>
45	APGVB	69417	89493.55	15428	10124.67	1946.85	5602.0	2484.71
46	Telangana Grameena Bank	41894	55159.89	22613	13587.79	3574.75	11655.0	4603.27
	<b>REGIONAL RURAL BANKS TOTAL</b>	<b>111311</b>	<b>144653.44</b>	<b>38041</b>	<b>23712.46</b>	<b>5521.60</b>	<b>17257.0</b>	<b>7087.98</b>
47	APFSC	1674	118071.37	1662	114861.00	7109.19	614.0	36263.20
	<b>OTHERS TOTAL</b>	<b>1674</b>	<b>118071.37</b>	<b>1662</b>	<b>114861.00</b>	<b>7109.19</b>	<b>614.0</b>	<b>36263.20</b>
	<b>GRAND TOTAL</b>	<b>1366437</b>	<b>5916212.31</b>	<b>159615</b>	<b>1122117.10</b>	<b>558365.73</b>	<b>115869.3</b>	<b>889021.11</b>

## Others' under Priority Sector Advances - Bank wise outstanding, overdues &amp; NPAs as on 31/12/18

(Rs. In lac)

Sl.No	Name of the Bank	Outstanding		Overdues			NPAs	
		No. of a/c	Amount	No. of a/c	Total Balance in overdue accounts	Actual overdue amount	No. of a/c	Amount
1	Allahabad Bank	3763	29682.01	594	7971.81	364.00	32	246.42
2	Andhra Bank	40598	283013.88	17712	107581.33	10809.39	6232	7560.77
3	Bank Of Baroda	8954	50144.00	2025	13001.00	1855.00	1761	11667.53
4	Bank of India	6857	53013.81	666	1139.39	1139.39	666	1139.39
5	Bank of Maharashtra	4112	24399.00	255	2902.00	105.00	176	197.00
6	Canara Bank	7356	49345.47	845	9406.84	403.28	411	1843.00
7	Central Bank of India	5522	41836.09	2072	20243.00	925.00	1389	2126.00
8	Corporation Bank	10313	144725.04	0	0.00	0.00	0	0.00
9	Dena Bank	909	6629.10	32	171.69	0.00	0	0.00
10	IDBI Bank	9981	93849.46	0	0.00	0.00	159	1244.18
11	Indian Bank	7680	38068.96	0	0.00	0.00	297	627.61
12	Indian Overseas Bank	6486	65742.52	1584	12201.56	179.94	1194	10045.50
13	Oriental Bank of Commerce	3720	23868.80	0	0.00	0.00	122	343.98
14	Punjab National Bank	4480	33095.00	0	0.00	0.00	193	1330.00
15	Punjab & Sind Bank	441	6526.67	29	9.61	0.00	20	314.03
16	Syndicate Bank	14686	41838.10	6609	34008.02	32307.62	6321	31597.41
17	UCO Bank	4956	51152.16	0	0.00	0.00	0	0.00
18	Union Bank Of India	21229	136819.05	279	2856.93	2052.38	24238	633.68
19	United Bank of India	1178	14817.00	9	68.89	68.89	9	68.89
20	Vijaya Bank	5455	39206.71	1795	8670.35	5578.38	1227	3091.97
21	State Bank of India	168082	1427390.00	33414	110226.00	35667.00	3741	12772.00
	<b>PUBLIC SECTOR BANKS TOTAL</b>	<b>336758</b>	<b>2655162.83</b>	<b>67920</b>	<b>330458.42</b>	<b>91455.27</b>	<b>48188</b>	<b>86849.36</b>
22	Axis Bank	10446	138258.62	594	1212.09	46.27	467	2134.65
23	Bhandhan Bank	10	37422	0	0.00	0.00	0	0.00
24	Catholic Syrian Bank	41	415.56	0	0.00	0.00	0	0.00
25	City Union Bank	369	3285.37	104	942.04	27.12	8	43.93
26	Development Credit Bank	715	8150.96	47	293.65	6.70	4	17.37
27	Dhanalaxmi Bank	222	2652.86	18	434.07	0.00	6	0.00
28	Equitas Bank	2	18.00	0	0.00	0.00	0	0.00
29	Federal Bank	1115	11553.00	294	2970.00	3006.00	38	275.00
30	HDFC Bank	22741	117483.28	5009	874.52	55.00	154	84.01
31	ICICI Bank	15295	174058.06	0	0.00	0.00	112	782.54
32	Indusind Bank	254	2714.56	0	0.00	0.00	5	17.50
33	Jammu & Kashmir Bank	72	1010.33	5	33.29	33.29	1	10.43
34	Karnataka Bank	1263	15471.65	41	271.78	271.78	41	271.78
35	Karur Vysya Bank	1007	9897.00	34	744.00	744.00	34	744.00
36	KBSLAB	136	182.06	6	3.66	0.26	5	1.10
37	Laxmi Vilas Bank	192	2048.05	0	0.00	0.00	34	70.06
38	Ratnakar Bank	28	183.33	4	55.79	55.79	2	5.99
39	South Indian Bank	627	6652.29	0	0.00	0.00	0	0.00
40	Kotak Mahindra Bank	1766	6262.92	0	0.00	0.00	205	337.40
41	Yes Bank	1082	9172.00	0	0.00	0.00	4	10.00
42	Tamilnadu Mer. Bank	110	951.77	0	0.00	0.00	0	0.00
	<b>PRIVATE SECTOR BANKS TOTAL</b>	<b>57493</b>	<b>547844.15</b>	<b>6156</b>	<b>7834.89</b>	<b>4246.21</b>	<b>1120</b>	<b>4805.75</b>
	<b>COMMERCIAL BANKS TOTAL</b>	<b>394251</b>	<b>3203006.97</b>	<b>74076</b>	<b>338293.31</b>	<b>95701.48</b>	<b>49308</b>	<b>91655.11</b>
43	TS Co-op Apex Bank	67625	80613.63	889	833.43	462.13	1970	1468.34
44	A P Mahesh Co-op Bank	1202	11574.17	0	0.00	0.00	0	0.00
	<b>Co-OPERATIVE BANKS TOTAL</b>	<b>68827</b>	<b>92187.80</b>	<b>889</b>	<b>833.43</b>	<b>462.13</b>	<b>1970</b>	<b>1468.34</b>
45	APGVB	23055	142339.64	1895	4521.42	1397.26	1313	1512.01
46	Telangana Grameena Bank	7758	54900.96	3684	22312.98	1247.87	1685	2820.43
	<b>REGIONAL RURAL BANKS TOTAL</b>	<b>30813</b>	<b>197240.60</b>	<b>5579</b>	<b>26834.40</b>	<b>2645.13</b>	<b>2998</b>	<b>4332.44</b>
47	APSF	0	0.00	0	0.00	0.00	0	0.00
	<b>OTHERS TOTAL</b>	<b>0</b>	<b>0.00</b>	<b>0</b>	<b>0.00</b>	<b>0.00</b>	<b>0</b>	<b>0.00</b>
	<b>GRAND TOTAL</b>	<b>493891</b>	<b>3492435.37</b>	<b>80544</b>	<b>365961.14</b>	<b>98808.74</b>	<b>54276</b>	<b>97455.89</b>



Total Priority Sector Advances - Bank wise outstanding, overdues &amp; NPAs as on 31/12/18 (Rs. In lac)

Sl.No	Name of the Bank	Outstanding		Overdues			NPAs	
		No. of a/c	Amount	No. of a/c	Total Balance in overdue accounts	Actual overdue amount	No. of a/c	Amount
1	Allahabad Bank	28437	94631.00	5860	19795.58	5386.00	1290	4220.05
2	Andhra Bank	857382	1914026.08	469397	914521.99	606784.54	46271	159489.15
3	Bank Of Baroda	49043	255531.26	10329	43736.00	3978.00	4694	38251.43
4	Bank of India	44180	268284.86	4599	187112.14	187112.14	4599	187112.14
5	Bank of Maharashtra	20272	106035.00	2485	16667.00	1753.00	1238	9931.00
6	Canara Bank	240739	751037.37	49963	131617.84	44594.52	11367	65464.35
7	Central Bank of India	89335	190816.38	24783	61480.00	23299.00	7799	26534.00
8	Corporation Bank	58233	272184.89	0	0.00	0.00	0	0.00
9	Dena Bank	5156	46898.18	116	263.74	85.57	76	74.03
10	IDBI Bank	34641	210900.96	0	0.00	0.00	1300	19613.56
11	Indian Bank	125524	259534.84	0	0.00	0.00	4243	5312.33
12	Indian Overseas Bank	138309	382666.51	29407	115366.81	10026.25	13805	79556.34
13	Oriental Bank of Commerce	8378	92609.85	692	22297.32	16129.49	444	11909.86
14	Punjab National Bank	51793	212240.00	0	0.00	0.00	7444	25850.00
15	Punjab & Sind Bank	675	8721.10	29	9.61	0.00	20	314.03
16	Syndicate Bank	177409	353608.14	28642	51965.20	46490.18	44031	64786.56
17	UCO Bank	30187	148261.00	3195	38892.53	13920.96	2059	24061.19
18	Union Bank Of India	149233	519383.12	17133	26633.12	10277.38	42503	14321.07
19	United Bank of India	3038	26141.61	151	790.46	443.12	128	686.81
20	Vijaya Bank	80202	174772.57	14183	41340.20	20410.48	6954	20929.72
21	State Bank of India	2446578	4202846.00	211765	376667.00	144371.00	257739	470660.00
	<b>PUBLIC SECTOR BANKS TOTAL</b>	<b>4638744</b>	<b>10491130.72</b>	<b>872729</b>	<b>2049156.54</b>	<b>1135061.63</b>	<b>458005</b>	<b>1229077.62</b>
22	Axis Bank	35092	417820.23	5084	93588.10	32238.68	733	5372.46
23	Bhandhan Bank	2519	39386.73	0	0.00	0.00	0	0.00
24	Catholic Syrian Bank	320	1014.44	0	0.00	0.00	0	0.00
25	City Union Bank	10919	72528.89	2045	6391.38	2255.06	40	1760.16
26	Development Credit Bank	6864	52593.88	2044	9857.56	611.12	118	798.92
27	Dhanalaxmi Bank	1203	6261.89	18	434.07	0.00	6	0.00
28	Equitas Bank	2412	9604.00	0	0.00	0.00	154	374.00
29	Federal Bank	4425	35361.00	2755	8780.00	8885.00	70	1727.00
30	HDFC Bank	129123	855218.18	8301	17632.10	3019.07	2410	11709.70
31	ICI Bank	130284	71785.73	0	0.00	0.00	2590	13425.37
32	Indusind Bank	62275	191727.85	0	0.00	2286.00	2598	397.89
33	Jammu & Kashmir Bank	240	2100.00	31	169.99	169.99	27	147.13
34	Karnataka Bank	4662	73841.66	211	2582.19	2582.19	211	2582.19
35	Karur Vysya Bank	19587	121884.00	171	8957.00	8957.00	171	8957.00
36	KBSLAB	13156	5807.27	874	398.51	205.00	773	205.96
37	Laxmi Vilas Bank	6294	25728.31	0	0.00	0.00	83	857.64
38	Ratnakar Bank	4865	73031.01	584	22790.70	22790.70	174	1624.08
39	South Indian Bank	16971	67006.60	984	1638.39	1638.70	113	1717.41
40	Kotak Mahindra Bank	21175	268447.19	0	0.00	0.00	2313	3077.44
41	Yes Bank	7369	239905.00	0	0.00	0.00	10	1852.00
42	Tamilnadu Mer. Bank	2990	16436.82	18	64.29	57.94	10	57.94
	<b>PRIVATE SECTOR BANKS TOTAL</b>	<b>482745</b>	<b>3293580.69</b>	<b>23120</b>	<b>173284.26</b>	<b>85696.43</b>	<b>12604</b>	<b>56644.29</b>
	<b>COMMERCIAL BANKS TOTAL</b>	<b>5121489</b>	<b>13784711.40</b>	<b>895849</b>	<b>2222440.81</b>	<b>1220758.06</b>	<b>470609</b>	<b>1285721.90</b>
43	TS Co-op Apex Bank	1141370	632604.87	45226	36769.40	24230.91	24349	20136.81
44	A P Mahesh Co-op Bank	9717	79013.97	248	8350.00	6855.00	152	4498.66
	<b>Co-OPERATIVE BANKS TOTAL</b>	<b>1151087</b>	<b>711618.84</b>	<b>45474</b>	<b>45119.40</b>	<b>31085.91</b>	<b>24501</b>	<b>24635.47</b>
45	APGVB	902781	1014401.82	304635	187610.59	31949.32	21923	11323.24
46	Telangana Grameena Bank	565898	589945.39	401594	338913.82	130641.11	47142	24760.89
	<b>REGIONAL RURAL BANKS TOTAL</b>	<b>1468679</b>	<b>1604347.21</b>	<b>706229</b>	<b>526524.41</b>	<b>162590.43</b>	<b>69065</b>	<b>36084.13</b>
47	APSFC	1674	118071.37	1662	114861.00	7109.19	614	36263.20
	<b>OTHERS TOTAL</b>	<b>1674</b>	<b>118071.37</b>	<b>1662</b>	<b>114861.00</b>	<b>7109.19</b>	<b>614</b>	<b>36263.20</b>
	<b>GRAND TOTAL</b>	<b>7742929</b>	<b>16218748.82</b>	<b>1649213</b>	<b>2908945.61</b>	<b>1421543.59</b>	<b>564788</b>	<b>1382704.71</b>

## Non-Priority Sector Advances - Bank wise outstanding, overdues &amp; NPAs as on 31/12/18 (Rs. In lac)

Sl.No	Name of the Bank	Outstanding		Overdues			NPAs	
		No. of a/c	Amount	No. of a/c	Total Balance in overdue accounts	Actual overdue amount	No. of a/c	Amount
1	Allahabad Bank	8759	482766.00	1093	26129.51	9058.00	178	1256.36
2	Andhra Bank	249665	3512589.25	34764	1312391.31	710892.41	2694	894627.11
3	Bank Of Baroda	10437	744591.55	4139	31766.00	3118.00	2239	5238.75
4	Bank of India	15619	1431517.14	963	353891.25	353891.25	963	353891.25
5	Bank of Maharashtra	3180	251763.00	87	4168.00	155.00	34	63356.00
6	Canara Bank	21789	1695337.48	5110	84032.02	41950.05	890	655407.36
7	Central Bank of India	26225	692707.29	10740	60742.00	24544.00	3297	367465.00
8	Corporation Bank	11373	580534.01	0	0.00	0.00	0	0.00
9	Dena Bank	6210	137765.21	0	0.00	0.00	0	0.00
10	IDBI Bank	7203	554813.50	0	0.00	0.00	452	309874.81
11	Indian Bank	34215	729301.09	0	0.00	0.00	221	1108.61
12	Indian Overseas Bank	34317	967978.00	6676	251392.41	3939.26	5287	231213.38
13	Oriental Bank of Commerce	6020	938240.88	0	0.00	0.00	186	438565.57
14	Punjab National Bank	12682	1653427.00	0	0.00	0.00	432	27427.00
15	Punjab & Sind Bank	621	362796.41	23	2.88	2.88	30	72751.43
16	Syndicate Bank	59319	190053.09	2147	1270.93	230.71	2692	838.15
17	UCO Bank	3492	311486.00	0	0.00	0.00	0	0.00
18	Union Bank Of India	17863	628383.75	2073	155745.57	150974.09	2055	164376.44
19	United Bank of India	1795	182546.63	51	19448.30	19448.30	51	19448.30
20	Vijaya Bank	7660	759411.53	1787	171825.75	63848.57	923	107977.18
21	State Bank of India	3576590	7068841.00	160583	1410576.00	179148.00	30878	80445.00
	<b>PUBLIC SECTOR BANKS TOTAL</b>	<b>4115034</b>	<b>23876849.81</b>	<b>230236</b>	<b>3883381.93</b>	<b>1561200.52</b>	<b>53502</b>	<b>3795267.70</b>
22	Axis Bank	99088	1973997.06	0	0.00	0.00	935	251485.22
23	Bhandhan Bank	233	609.99	0	0.00	0.00	0	0.00
24	Catholic Syrian Bank	6718	10987.38	0	0.00	0.00	0	0.00
25	City Union Bank	2495	101900.31	286	3690.68	571.05	30	1400.91
26	Development Credit Bank	5040	81789.58	841	5138.48	209.83	29	759.08
27	Dhanalaxmi Bank	2104	9082.11	33	412.07	244.67	33	244.67
28	Equitas Bank	153	1102.00	0	0.00	0.00	0	0.00
29	Federal Bank	16039	156499.00	6399	14407.00	15286.00	95	4655.00
30	HDFC Bank	1570931	3150523.56	1088062	483292.61	31146.78	24725	22418.23
31	ICICI Bank	499951	2171827.57	0	0.00	0.00	20260	208802.20
32	Indusind Bank	131214	790422.67	0	0.00	0.00	4887	14287.48
33	Jammu & Kashmir Bank	603	33395.00	82	30807.95	30807.95	74	30796.87
34	Karnataka Bank	4260	123112.78	142	15760.67	15760.67	142	16191.67
35	Karur Vysya Bank	26717	265212.00	580	38290.00	38290.00	580	38290.00
36	KBSLAB	4103	1873.26	187	101.47	85.65	65	38.62
37	Laxmi Vilas Bank	4101	68063.78	0	0.00	0.00	180	50922.94
38	Ratnakar Bank	5036	158543.97	402	2843442.07	2843442.07	2910	4038.74
39	South Indian Bank	51778	192013.96	0	0.00	0.00	0	0.00
40	Kotak Mahindra Bank	37089	608463.32	0	0.00	0.00	37089	39207.91
41	Yes Bank	30718	1039941.00	0	0.00	0.00	138	9784.00
42	Tamilnadu Mer. Bank	1031	59410.86	80	28415.52	28414.69	75	28414.69
	<b>PRIVATE SECTOR BANKS TOTAL</b>	<b>2499402</b>	<b>10998771.16</b>	<b>1097094</b>	<b>3463758.53</b>	<b>3004259.36</b>	<b>92247</b>	<b>721738.23</b>
	<b>COMMERCIAL BANKS TOTAL</b>	<b>6614436</b>	<b>34875620.97</b>	<b>1327330</b>	<b>7347140.46</b>	<b>4565459.88</b>	<b>145749</b>	<b>4517005.94</b>
43	TS Co-op Apex Bank	126089	181902.28	5340	5833.71	2926.37	6645	6092.20
44	A P Mahesh Co-op Bank	2848	37975.50	428	615.00	379.00	145	140.35
	<b>Co-OPERATIVE BANKS TOTAL</b>	<b>128937</b>	<b>219877.78</b>	<b>5768</b>	<b>6448.71</b>	<b>3305.37</b>	<b>6790</b>	<b>6232.55</b>
45	APGVB	100114	154738.22	2879	4027.48	289.87	3631	5510.69
46	Telangana Grameena Bank	82896	75054.47	20595	31690.41	2449.17	2175	2494.76
	<b>REGIONAL RURAL BANKS TOTAL</b>	<b>183010</b>	<b>229792.69</b>	<b>23474</b>	<b>35717.89</b>	<b>2739.04</b>	<b>5806</b>	<b>8005.45</b>
47	APSFC	28	9743.67	16	4775.94	172.47	6	4063.71
	<b>OTHERS TOTAL</b>	<b>28</b>	<b>9743.67</b>	<b>16</b>	<b>4775.94</b>	<b>172.47</b>	<b>6</b>	<b>4063.71</b>
	<b>GRAND TOTAL</b>	<b>6926411</b>	<b>35335035.11</b>	<b>1356588</b>	<b>7394083.00</b>	<b>4571676.76</b>	<b>158351</b>	<b>4535307.65</b>

Total Advances - Bank wise outstanding, overdues &amp; NPAs as on 31/12/18

(Rs. In lac)

Sl.No	Name of the Bank	Outstanding		Overdues			NPAs	
		No. of a/c	Amount	No. of a/c	Total Balance in overdue accounts	Actual overdue amount	No. of a/c	Amount
1	Allahabad Bank	37196	577397.00	6953	45925.09	14444.00	1468	5476.41
2	Andhra Bank	1107047	5426615.33	504161	2226913.30	1317676.95	48965	1054116.26
3	Bank Of Baroda	59480	1000122.81	14468	75502.00	7096.00	6933	43490.18
4	Bank of India	59799	1699802.00	5562	541003.39	541003.39	5562	541003.39
5	Bank of Maharashtra	23452	357798.00	2572	20835.00	1908.00	1272	73287.00
6	Canara Bank	262528	2446374.85	55073	215649.86	86544.57	12257	720871.71
7	Central Bank of India	115560	883523.67	35523	122222.00	47843.00	11096	393999.00
8	Corporation Bank	69606	852718.90	0	0.00	0.00	0	0.00
9	Dena Bank	11366	184663.39	116	263.74	85.57	76	74.03
10	IDBI Bank	41844	765714.46	0	0.00	0.00	1752	329488.37
11	Indian Bank	159739	988835.93	0	0.00	0.00	4464	6420.94
12	Indian Overseas Bank	172626	1350644.51	36083	366759.22	13965.51	19092	310769.72
13	Oriental Bank of Commerce	14398	1030850.73	692	22297.32	16129.49	630	450475.43
14	Punjab National Bank	64475	1865667.00	0	0.00	0.00	7876	53277.00
15	Punjab & Sind Bank	1296	371517.51	52	12.49	2.88	50	73065.46
16	Syndicate Bank	236728	543661.23	30789	53236.13	46720.89	46723	65624.71
17	UCO Bank	33679	459747.00	3195	38892.53	13920.96	2059	24061.19
18	Union Bank Of India	167096	1147766.87	19206	182378.69	161251.47	44558	178697.51
19	United Bank of India	4833	208688.24	202	20238.76	19891.42	179	20135.11
20	Vijaya Bank	87862	934184.10	15970	213165.95	84259.05	7877	128906.90
21	State Bank of India	6023168	11271687.00	372348	1787243.00	323519.00	288617	551105.00
	<b>PUBLIC SECTOR BANKS TOTAL</b>	<b>8753778</b>	<b>34367980.53</b>	<b>1102965</b>	<b>5932538.47</b>	<b>2696262.14</b>	<b>511507</b>	<b>5024345.32</b>
22	Axis Bank	134180	2391817.29	5084	93588.10	32238.68	1668	256857.68
23	Bhandhan Bank	2752	39996.73	0	0.00	0.00	0	0.00
24	Catholic Syrian Bank	7038	12001.82	0	0.00	0.00	0	0.00
25	City Union Bank	13414	174429.20	2331	10082.06	2826.11	70	3161.07
26	Development Credit Bank	11904	134383.46	2885	14996.04	820.94	147	1558.00
27	Dhanalaxmi Bank	3307	15344.00	51	846.14	244.67	39	244.67
28	Equitas Bank	2565	10706.00	0	0.00	0.00	154	374.00
29	Federal Bank	20464	191860.00	9154	23187.00	24171.00	165	6382.00
30	HDFC Bank	1700054	4005741.74	1096363	500924.71	34165.85	27135	34127.93
31	ICICI Bank	630235	2889703.30	0	0.00	0.00	22850	222227.57
32	Indusind Bank	193489	982150.52	0	0.00	2286.00	7485	14685.37
33	Jammu & Kashmir Bank	843	35495.00	113	30977.94	30977.94	101	30944.00
34	Karnataka Bank	8922	196954.44	353	18342.86	18342.86	353	18773.86
35	Karur Vysya Bank	46304	387096.00	751	47247.00	47247.00	751	47247.00
36	KBSLAB	17259	7680.53	1061	499.98	290.65	838	244.58
37	Laxmi Vilas Bank	10395	93792.09	0	0.00	0.00	263	51780.58
38	Ratnakar Bank	9901	231574.98	986	2866232.77	2866232.77	3084	5662.82
39	South Indian Bank	68749	259020.56	984	1638.39	1638.70	113	1717.41
40	Kotak Mahindra Bank	58264	876910.51	0	0.00	0.00	39402	42285.35
41	Yes Bank	38087	1279846.00	0	0.00	0.00	148	11636.00
42	Tamilnadu Mer. Bank	4021	75847.68	98	28479.81	28472.63	85	28472.63
	<b>PRIVATE SECTOR BANKS TOTAL</b>	<b>2982147</b>	<b>14292351.85</b>	<b>1120214</b>	<b>3637042.79</b>	<b>3089955.79</b>	<b>104851</b>	<b>778382.52</b>
	<b>COMMERCIAL BANKS TOTAL</b>	<b>11735925</b>	<b>48660332.38</b>	<b>2223179</b>	<b>9569581.26</b>	<b>5786217.94</b>	<b>616358</b>	<b>5802727.84</b>
43	TS Co-op Apex Bank	1267459	814507.15	50566	42603.11	27157.28	30994	26229.01
44	A P Mahesh Co-op Bank	12565	116989.47	676	8965.00	7234.00	297	4639.01
	<b>Co-OPERATIVE BANKS TOTAL</b>	<b>1280024</b>	<b>931496.62</b>	<b>51242</b>	<b>51568.11</b>	<b>34391.28</b>	<b>31291</b>	<b>30868.02</b>
45	APGVB	1002895	1169140.04	307514	191638.07	32239.19	25554	16833.93
46	Telangana Grameena Bank	648794	664999.86	422189	370604.23	133090.28	49317	27255.65
	<b>REGIONAL RURAL BANKS TOTAL</b>	<b>1651689</b>	<b>1834139.90</b>	<b>729703</b>	<b>562242.30</b>	<b>165329.47</b>	<b>74871</b>	<b>44089.58</b>
47	APSFC	1702	127815.04	1678	119636.94	7281.66	620	40326.91
	<b>OTHERS TOTAL</b>	<b>1702</b>	<b>127815.04</b>	<b>1678</b>	<b>119636.94</b>	<b>7281.66</b>	<b>620</b>	<b>40326.91</b>
	<b>GRAND TOTAL</b>	<b>14669340</b>	<b>51553783.94</b>	<b>3005801</b>	<b>10303028.61</b>	<b>5993220.34</b>	<b>723139</b>	<b>5918012.35</b>

## Education Loans (Priority)- Bank wise outstanding, overdues &amp; NPAs as on 31/12/18

Sl.No	Name of the Bank	Outstanding		Overdues			NPAs	
		No. of a/c	Amount	No. of a/c	Total Balance in overdue accounts	Actual overdue amount	No. of a/c	Amount
1	Allahabad Bank	925	2476.00	90	493.64	22.00	18	52.78
2	Andhra Bank	8314	37931.01	2487	11067.71	2453.13	686	1267.24
3	Bank Of Baroda	1203	7625.00	465	2135.00	135.00	165	598.00
4	Bank of India	1181	6104.46	99	213.50	213.50	99	213.50
5	Bank of Maharashtra	288	1351.00	41	289.00	13.00	24	47.00
6	Canara Bank	3642	19549.31	313	2121.45	158.82	180	572.00
7	Central Bank of India	1212	4053.00	306	1855.00	134.00	149	205.00
8	Corporation Bank	1167	4924.76	0	0.00	0.00	0	0.00
9	Dena Bank	206	1441.41	17	62.15	0.00	0	0.00
10	IDBI Bank	1493	9453.48	0	0.00	0.00	15	38.23
11	Indian Bank	1795	16852.47	0	0.00	0.00	132	265.37
12	Indian Overseas Bank	1567	8325.62	412	1836.45	27.84	218	1687.40
13	Oriental Bank of Commerce	1167	5854.39	0	0.00	0.00	55	144.38
14	Punjab National Bank	1415	8578.00	0	0.00	0.00	83	199.00
15	Punjab & Sind Bank	33	1473.52	0	0.00	0.00	1	6.42
16	Syndicate Bank	2682	11882.33	2015	7255.91	6893.11	2010	6867.69
17	UCO Bank	1056	3137.06	0	0.00	0.00	0	0.00
18	Union Bank Of India	2315	8833.33	55	91.22	192.00	741	44.11
19	United Bank of India	81	438.07	3	3.47	3.47	3	3.47
20	Vijaya Bank	1565	8579.91	441	1370.07	1076.20	269	293.87
21	State Bank of India	23694	111879.00	4780	17648.00	7208.00	1247	2656.00
	<b>PUBLIC SECTOR BANKS TOTAL</b>	<b>57001</b>	<b>280743.13</b>	<b>11524</b>	<b>46442.57</b>	<b>18530.07</b>	<b>6095</b>	<b>15161.46</b>
22	Axis Bank	1387	6474.20	122	440.04	13.13	52	154.69
23	Bhandhan Bank	0	0.00	0	0.00	0.00	0	0.00
24	Catholic Syrian Bank	9	45.11	0	0.00	0.00	0	0.00
25	City Union Bank	35	229.78	15	97.46	10.61	2	10.90
26	Development Credit Bank	18	42.87	3	11.50	1.02	2	5.98
27	Dhanalaxmi Bank	17	109.86	0	0.00	0.00	0	0.00
28	Equitas Bank	0	0.00	0	0.00	0.00	0	0.00
29	Federal Bank	37	151.00	3	5.00	5.00	2	2.00
30	HDFC Bank	158	370.09	0	0.00	0.00	3	2.73
31	ICICI Bank	161	599.70	0	0.00	0.00	10	9.31
32	Indusind Bank	0	0.00	0	0.00	0.00	0	0.00
33	Jammu & Kashmir Bank	15	75.79	2	4.47	4.47	0	0.00
34	Karnataka Bank	67	362.61	1	0.09	0.09	1	0.09
35	Karur Vysya Bank	170	911.00	5	30.00	30.00	5	30.00
36	KBSLAB	0	0.00	0	0.00	0.00	0	0.00
37	Laxmi Vilas Bank	12	95.32	0	0.00	0.00	0	0.00
38	Ratnakar Bank	0	0.00	0	0.00	0.00	0	0.00
39	South Indian Bank	33	138.90	0	0.00	0.00	0	0.00
40	Kotak Mahindra Bank	9	13.30	0	0.00	0.00	7	8.01
41	Yes Bank	0	0.00	0	0.00	0.00	0	0.00
42	Tamilnadu Mer. Bank	8	50.93	0	0.00	0.00	0	0.00
	<b>PRIVATE SECTOR BANKS TOTAL</b>	<b>2136</b>	<b>9670.46</b>	<b>151</b>	<b>588.56</b>	<b>64.32</b>	<b>84</b>	<b>223.72</b>
	<b>COMMERCIAL BANKS TOTAL</b>	<b>59137</b>	<b>290413.59</b>	<b>11675</b>	<b>47031.13</b>	<b>18594.40</b>	<b>6179</b>	<b>15385.18</b>
43	TS Co-op Apex Bank	870	7328	39	56.63	53.82	9	75.03
44	A P Mahesh Co-op Bank	72	1150.13	0	0.00	0.00	0	0.00
	<b>Co-OPERATIVE BANKS TOTAL</b>	<b>942</b>	<b>8478.31</b>	<b>39</b>	<b>56.63</b>	<b>53.82</b>	<b>9</b>	<b>75.03</b>
45	APGVB	1508	5180.79	376	612.49	289.18	180	258.96
46	Telangana Grameena Bank	675	2013.87	319	795.80	144.02	119	193.59
	<b>REGIONAL RURAL BANKS TOTAL</b>	<b>2183</b>	<b>7194.66</b>	<b>695</b>	<b>1408.29</b>	<b>433.20</b>	<b>299</b>	<b>452.55</b>
47	APSFC	0	0.00	0	0.00	0.00	0	0.00
	<b>OTHERS TOTAL</b>	<b>0</b>	<b>0.00</b>	<b>0</b>	<b>0.00</b>	<b>0.00</b>	<b>0</b>	<b>0.00</b>
	<b>GRAND TOTAL</b>	<b>62262</b>	<b>306086.56</b>	<b>12409</b>	<b>48496.05</b>	<b>19081.42</b>	<b>6487</b>	<b>15912.76</b>

## Housing Loans (Priority) - Bank wise outstanding, overdues &amp; NPAs as on 31/12/18 (Rs. In lac)

Sl.No	Name of the Bank	Outstanding		Overdues			NPAs	
		No. of a/c	Amount	No. of a/c	Total Balance in overdue accounts	Actual overdue amount	No. of a/c	Amount
1	Allahabad Bank	2469	23244.01	504	7478.17	342.00	14	193.64
2	Andhra Bank	32254	243003.05	15211	94918.66	8014.35	5537	6276.55
3	Bank Of Baroda	4933	39925.00	1560	6921.00	985.00	568	1008.00
4	Bank of India	4813	46712.22	515	910.26	910.26	515	910.26
5	Bank of Maharashtra	1351	14006.00	190	2524.00	51.00	120	135.00
6	Canara Bank	3299	28794.30	497	7093.39	179.46	146	1207.00
7	Central Bank of India	4017	31734.00	1766	18388.00	791.00	1240	1921.00
8	Corporation Bank	3983	29498.17	0	0.00	0.00	0	0.00
9	Dena Bank	703	5187.69	15	109.54	0.00	0	0.00
10	IDBI Bank	8474	82929.07	0	0.00	0.00	144	1205.95
11	Indian Bank	5874	20898.88	0	0.00	0.00	165	362.24
12	Indian Overseas Bank	4919	57416.90	1172	10365.11	152.10	976	8358.10
13	Oriental Bank of Commerce	1925	17662.91	0	0.00	0.00	67	199.60
14	Punjab National Bank	2735	23428.00	0	0.00	0.00	110	1131.00
15	Punjab & Sind Bank	272	3766.27	24	8.63	0.00	14	134.09
16	Syndicate Bank	4435	25439.66	4594	26752.11	25414.50	4311	24729.72
17	UCO Bank	2476	32620.68	0	0.00	0.00	0	0.00
18	Union Bank Of India	6472	57990.00	175	2551.05	1851.00	23173	423.75
19	United Bank of India	1095	14299.78	6	65.42	65.42	6	65.42
20	Vijaya Bank	3322	28424.18	1097	5769.59	4272.21	555	1497.38
21	State Bank of India	144338	1312880.00	28612	91687.00	28295.00	2484	10074.00
	<b>PUBLIC SECTOR BANKS TOTAL</b>	<b>244159</b>	<b>2139860.77</b>	<b>55938</b>	<b>275541.93</b>	<b>71323.30</b>	<b>40145</b>	<b>59832.70</b>
22	Axis Bank	9018	56606.89	472	772.05	33.14	47	200.00
23	Bhandhan Bank	2	16.79	0	0.00	0.00	0	0.00
24	Catholic Syrian Bank	32	370.45	0	0.00	0.00	0	0.00
25	City Union Bank	333	3055.47	88	844.46	16.39	5	32.91
26	Development Credit Bank	688	7531.64	44	282.15	5.68	2	11.38
27	Dhanalaxmi Bank	205	2543.00	12	160.00	0.00	0	0.00
28	Equitas Bank	2	18.00	0	0.00	0.00	0	0.00
29	Federal Bank	1078	11402.00	291	2965.00	3001.00	36	273.00
30	HDFC Bank	17373	116261.48	13	69.82	1.29	48	63.90
31	ICICI Bank	15116	173456.08	0	0.00	0.00	101	773.15
32	Indusind Bank	218	2622.54	0	0.00	0.00	5	17.50
33	Jammu & Kashmir Bank	50	885.72	3	28.82	28.82	1	10.43
34	Karnataka Bank	1144	14950.39	39	270.43	270.43	39	270.43
35	Karur Vysya Bank	801	7270.00	26	78.00	78.00	26	78.00
36	KBSLAB	135	181.85	6	3.66	0.26	4	0.88
37	Laxmi Vilas Bank	138	1439.08	0	0.00	0.00	5	19.07
38	Ratnakar Bank	28	183.33	4	55.79	55.79	2	5.99
39	South Indian Bank	590	6339.81	0	0.00	0.00	0	0.00
40	Kotak Mahindra Bank	1669	5461.02	0	0.00	0.00	196	328.75
41	Yes Bank	1055	7323.00	0	0.00	0.00	4	10.00
42	Tamilnadu Mer. Bank	98	900.64	0	0.00	0.00	0	0.00
	<b>PRIVATE SECTOR BANKS TOTAL</b>	<b>49773</b>	<b>418819.18</b>	<b>998</b>	<b>5530.18</b>	<b>3490.80</b>	<b>521</b>	<b>2095.40</b>
	<b>COMMERCIAL BANKS TOTAL</b>	<b>293932</b>	<b>2558679.95</b>	<b>56936</b>	<b>281072.11</b>	<b>74814.10</b>	<b>40666</b>	<b>61928.10</b>
43	TS Co-op Apex Bank	1466	7206.08	8	3.86	3.86	0	0.00
44	A P Mahesh Co-op Bank	850	6724.04	0	0.00	0.00	0	0.00
	<b>Co-OPERATIVE BANKS TOTAL</b>	<b>2316</b>	<b>13930.12</b>	<b>8</b>	<b>3.86</b>	<b>3.86</b>	<b>0</b>	<b>0.00</b>
45	APGVB	9347	82659.74	46	261.28	56.93	283	307.33
46	Telangana Grameena Bank	7083	52887.09	3365	21517.18	1103.85	1566	2626.84
	<b>REGIONAL RURAL BANKS TOTAL</b>	<b>16430</b>	<b>135546.83</b>	<b>3411</b>	<b>21778.46</b>	<b>1160.78</b>	<b>1849</b>	<b>2934.17</b>
47	APSFC	0	0.00	0	0.00	0.00	0	0.00
	<b>OTHERS TOTAL</b>	<b>0</b>	<b>0.00</b>	<b>0</b>	<b>0.00</b>	<b>0.00</b>	<b>0</b>	<b>0.00</b>
	<b>GRAND TOTAL</b>	<b>312678</b>	<b>2708156.90</b>	<b>60355</b>	<b>302854.43</b>	<b>75978.74</b>	<b>42515</b>	<b>64862.27</b>

## SOCIAL INFRASTRUCTURE - BANK-WISE PERFORMANCE AS ON 31/12/18


Sl.No	Name of the Bank	Outstanding		Disbursement		Overdue Position			NPAs position	
		No. of a/c	Amount	No. of a/c	Amount	No. of a/c	Total Balance in overdue accounts	Actual overdue amount	No. of a/c	Amount
1	Allahabad Bank	0	0.00	0	0.00	0	0.00	0.00	0	0.00
2	Andhra Bank	6	109.66	0	0.00	1	4.89	0.44	0	0.00
3	Bank Of Baroda	0	0.00	0	0.00	0	0.00	0.00	0	0.00
4	Bank of India	0	0.00	0	0.00	0	0.00	0.00	0	0.00
5	Bank of Maharashtra	0	0.00	0	0.00	0	0.00	0.00	0	0.00
6	Canara Bank	1	41.22	0	0.00	0	0.00	0.00	0	0.00
7	Central Bank of India	0	0.00	0	0.00	0	0.00	0.00	0	0.00
8	Corporation Bank	57	2115.72	7	330.81	0	0.00	0.00	0	0.00
9	Dena Bank	0	0.00	0	0.00	0	0.00	0.00	0	0.00
10	IDBI Bank	11	38.53	5	18.17	0	0.00	0.00	0	0.00
11	Indian Bank	10	313.60	0	0.00	0	0.00	0.00	0	0.00
12	Indian Overseas Bank	0	0.00	0	0.00	0	0.00	0.00	0	0.00
13	Oriental Bank of Commerce	0	0.00	0	0.00	0	0.00	0.00	0	0.00
14	Punjab National Bank	0	0.00	0	0.00	0	0.00	0.00	0	0.00
15	Punjab & Sind Bank	0	0.00	0	0.00	0	0.00	0.00	0	0.00
16	Syndicate Bank	2	8.94	0	0.00	0	0.00	0.00	0	0.00
17	UCO Bank	0	0.00	0	0.00	0	0.00	0.00	0	0.00
18	Union Bank Of India	14	140.56	43	245.56	0	0.00	0.00	0	0.00
19	United Bank of India	0	0.00	0	0.00	0	0.00	0.00	0	0.00
20	Vijaya Bank	0	0.00	0	0.00	0	0.00	0.00	0	0.00
21	State Bank of India	31	547.00	9	154.00	13	194.00	79.00	4	38.00
	<b>PUBLIC SECTOR BANKS TOTAL</b>	<b>132</b>	<b>3315.23</b>	<b>64</b>	<b>748.54</b>	<b>14</b>	<b>198.89</b>	<b>79.44</b>	<b>4</b>	<b>38.00</b>
22	Axis Bank	0	0.00	0	0.00	0	0.00	0.00	0	0.00
23	Bhandhan Bank	0	0.00	0	0.00	0	0.00	0.00	0	0.00
24	Catholic Syrian Bank	0	0.00	0	0.00	0	0.00	0.00	0	0.00
25	City Union Bank	0	0.00	0	0.00	0	0.00	0.00	0	0.00
26	Development Credit Bank	7	576.45	6	354.80	0	0.00	0.00	0	0.00
27	Dhanalaxmi Bank	0	0.00	0	0.00	0	0.00	0.00	0	0.00
28	Equitas Bank	0	0.00	0	0.00	0	0.00	0.00	0	0.00
29	Federal Bank	0	0.00	0	0.00	0	0.00	0.00	0	0.00
30	HDFC Bank	0	0.00	0	0.00	0	0.00	0.00	0	0.00
31	ICICI Bank	0	0.00	0	0.00	0	0.00	0.00	0	0.00
32	Indusind Bank	0	0.00	0	0.00	0	0.00	0.00	0	0.00
33	Jammu & Kashmir Bank	0	0.00	0	0.00	0	0.00	0.00	0	0.00
34	Karnataka Bank	0	0.00	0	0.00	0	0.00	0.00	0	0.00
35	Karur Vysya Bank	18	361.00	0	0.00	0	0.00	0.00	0	0.00
36	KBSLAB	0	0.00	0	0.00	0	0.00	0.00	0	0.00
37	Laxmi Vilas Bank	0	0.00	0	0.00	0	0.00	0.00	0	0.00
38	Ratnakar Bank	0	0.00	0	0.00	0	0.00	0.00	0	0.00
39	South Indian Bank	0	0.00	0	0.00	0	0.00	0.00	0	0.00
40	Kotak Mahindra Bank	0	0.00	0	0.00	0	0.00	0.00	0	0.00
41	Yes Bank	0	0.00	0	0.00	0	0.00	0.00	0	0.00
42	Tamilnadu Mer. Bank	0	0.00	0	0.00	0	0.00	0.00	0	0.00
	<b>PRIVATE SECTOR BANKS TOTAL</b>	<b>25</b>	<b>937.45</b>	<b>6</b>	<b>354.80</b>	<b>0</b>	<b>0.00</b>	<b>0.00</b>	<b>0</b>	<b>0.00</b>
	<b>COMMERCIAL BANKS TOTAL</b>	<b>157</b>	<b>4252.68</b>	<b>70</b>	<b>1103.34</b>	<b>14</b>	<b>198.89</b>	<b>79.44</b>	<b>4</b>	<b>38.00</b>
43	TS Co-op Apex Bank	0	0.00	0	0.00	0	0.00	0.00	0	0.00
44	A P Mahesh Co-op Bank	0	0.00	0	0.00	0	0.00	0.00	0	0.00
	<b>Co-OPERATIVE BANKS TOTAL</b>	<b>0</b>	<b>0.00</b>	<b>0</b>	<b>0.00</b>	<b>0</b>	<b>0.00</b>	<b>0.00</b>	<b>0</b>	<b>0.00</b>
45	APGVB	0	0.00	0	0.00	0	0.00	0.00	0	0.00
46	Telangana Grameena Bank	0	0.00	0	0.00	0	0.00	0.00	0	0.00
	<b>REGIONAL RURAL BANKS TOTAL</b>	<b>0</b>	<b>0.00</b>	<b>0</b>	<b>0.00</b>	<b>0</b>	<b>0.00</b>	<b>0.00</b>	<b>0</b>	<b>0.00</b>
47	APSFC	0	0.00	0	0.00	0	0.00	0.00	0	0.00
	<b>OTHERS TOTAL</b>	<b>0</b>	<b>0.00</b>	<b>0</b>	<b>0.00</b>	<b>0</b>	<b>0.00</b>	<b>0.00</b>	<b>0</b>	<b>0.00</b>
	<b>GRAND TOTAL</b>	<b>157</b>	<b>4252.68</b>	<b>70</b>	<b>1103.34</b>	<b>14</b>	<b>198.89</b>	<b>79.44</b>	<b>4</b>	<b>38.00</b>

## Bank wise Weaver Credit Cards, overdues &amp; NPAs as on 31/12/18

(Rs. In lac)

Sl.No	Name of the Bank	Outstanding		Overdues		NPAs		
		No. of a/c	Amount	No. of a/c	Total Balance in overdue accounts	Actual overdue amount	No. of a/c	Amount
1	Allahabad Bank	0	0.00	0	0.00	0.00	0	0.00
2	Andhra Bank	0	0.00	0	0.00	0.00	0	0.00
3	Bank Of Baroda	0	0.00	0	0.00	0.00	0	0.00
4	Bank of India	0	0.00	0	0.00	0.00	0	0.00
5	Bank of Maharashtra	0	0.00	0	0.00	0.00	0	0.00
6	Canara Bank	362	244.87	192	130.94	2.29	300	169.00
7	Central Bank of India	0	0.00	0	0.00	0.00	0	0.00
8	Corporation Bank	0	0.00	0	0.00	0.00	0	0.00
9	Dena Bank	0	0.00	0	0.00	0.00	0	0.00
10	IDBI Bank	45	25.39	0	0.00	0.00	44	25.21
11	Indian Bank	48	22.40	0	0.00	0.00	0	0.00
12	Indian Overseas Bank	0	0.00	0	0.00	0.00	0	0.00
13	Oriental Bank of Commerce	0	0.00	0	0.00	0.00	0	0.00
14	Punjab National Bank	0	0.00	0	0.00	0.00	0	0.00
15	Punjab & Sind Bank	0	0.00	0	0.00	0.00	0	0.00
16	Syndicate Bank	4519	5761.17	0	0.00	0.00	0	0.00
17	UCO Bank	0	0.00	0	0.00	0.00	0	0.00
18	Union Bank Of India	205	115.60	21	18.43	8.53	18	5.62
19	United Bank of India	0	0.00	0	0.00	0.00	0	0.00
20	Vijaya Bank	0	0.00	0	0.00	0.00	0	0.00
21	State Bank of India	0	0.00	0	0.00	0.00	0	0.00
	<b>PUBLIC SECTOR BANKS TOTAL</b>	<b>5179</b>	<b>6169.43</b>	<b>213</b>	<b>149.37</b>	<b>10.82</b>	<b>362</b>	<b>199.83</b>
22	Axis Bank	0	0.00	0	0.00	0.00	0	0.00
23	Bhandhan Bank	0	0.00	0	0.00	0.00	0	0.00
24	Catholic Syrian Bank	0	0.00	0	0.00	0.00	0	0.00
25	City Union Bank	0	0.00	0	0.00	0.00	0	0.00
26	Development Credit Bank	0	0.00	0	0.00	0.00	0	0.00
27	Dhanalaxmi Bank	0	0.00	0	0.00	0.00	0	0.00
28	Equitas Bank	0	0.00	0	0.00	0.00	0	0.00
29	Federal Bank	0	0.00	0	0.00	0.00	0	0.00
30	HDFC Bank	0	0.00	0	0.00	0.00	0	0.00
31	ICICI Bank	0	0.00	0	0.00	0.00	0	0.00
32	Indusind Bank	0	0.00	0	0.00	0.00	0	0.00
33	Jammu & Kashmir Bank	0	0.00	0	0.00	0.00	0	0.00
34	Karnataka Bank	0	0.00	0	0.00	0.00	0	0.00
35	Karur Vysya Bank	0	0.00	0	0.00	0.00	0	0.00
36	KBSLAB	0	0.00	0	0.00	0.00	0	0.00
37	Laxmi Vilas Bank	0	0.00	0	0.00	0.00	0	0.00
38	Ratnakar Bank	0	0.00	0	0.00	0.00	0	0.00
39	South Indian Bank	0	0.00	0	0.00	0.00	0	0.00
40	Kotak Mahindra Bank	0	0.00	0	0.00	0.00	0	0.00
41	Yes Bank	0	0.00	0	0.00	0.00	0	0.00
42	Tamilnadu Mer. Bank	0	0.00	0	0.00	0.00	0	0.00
	<b>PRIVATE SECTOR BANKS TOTAL</b>	<b>0</b>	<b>0.00</b>	<b>0</b>	<b>0.00</b>	<b>0.00</b>	<b>0</b>	<b>0.00</b>
	<b>COMMERCIAL BANKS TOTAL</b>	<b>5179</b>	<b>6169.43</b>	<b>213</b>	<b>149.37</b>	<b>10.82</b>	<b>362</b>	<b>199.83</b>
43	TS Co-op Apex Bank	0	0.00	0	0.00	0.00	0	0.00
44	A P Mahesh Co-op Bank	0	0.00	0	0.00	0.00	0	0.00
	<b>Co-OPERATIVE BANKS TOTAL</b>	<b>0</b>	<b>0.00</b>	<b>0</b>	<b>0.00</b>	<b>0.00</b>	<b>0</b>	<b>0.00</b>
45	APGVB	0	0.00	0	0.00	0.00	0	0.00
46	Telangana Grameena Bank	0	0.00	0	0.00	0.00	0	0.00
	<b>REGIONAL RURAL BANKS TOTAL</b>	<b>0</b>	<b>0.00</b>	<b>0</b>	<b>0.00</b>	<b>0.00</b>	<b>0</b>	<b>0.00</b>
47	APSFC	0	0.00	0	0.00	0.00	0	0.00
	<b>OTHERS TOTAL</b>	<b>0</b>	<b>0.00</b>	<b>0</b>	<b>0.00</b>	<b>0.00</b>	<b>0</b>	<b>0.00</b>
	<b>GRAND TOTAL</b>	<b>5179</b>	<b>6169.43</b>	<b>213</b>	<b>149.37</b>	<b>10.82</b>	<b>362</b>	<b>199.83</b>

SLBC TELANGANA

CONVENOR : 

BANK WISE / DISTRICT WISE TARGETS OF JOINT LIABILITY GROUPS FOR THE YEAR 2018-19

Sl.No	Name of the Bank	Adilabad	Bhadradi	Hyderabad	Jagtial	Jangaon	Jayashakar	Jogulamba	Kamareddy	Karimnagar	Khammam	Komaram	Mahabubabad	Mahabubnagar	Mancherial	Medak	Medchal	Nagarkurnool
1	Allahabad Bank	0	0	0	0	0	0	0	0	0	0	0	0	0	0	0	0	0
2	Andhra Bank	0	150	0	150	75	125	75	225	275	200	75	75	125	150	125	50	175
3	Bank Of Baroda	0	0	0	0	50	0	0	0	0	0	0	0	0	0	0	0	0
4	Bank of India	0	0	0	0	0	0	0	0	0	0	0	0	0	0	0	100	0
5	Bank of Maharashtra	100	0	0	0	0	0	0	0	0	0	0	0	0	0	0	0	0
6	Canara Bank	25	0	0	0	50	100	50	0	0	0	0	25	50	0	25	50	25
7	Central Bank of India	0	0	0	0	50	0	25	0	0	25	0	0	25	0	50	50	25
8	Corporation Bank	0	0	0	0	0	0	0	0	0	0	0	0	25	0	0	25	0
9	Dena Bank	0	0	0	0	0	0	0	0	0	0	0	0	0	0	0	0	0
10	IDBI Bank	0	0	0	0	0	0	0	0	0	0	0	0	0	0	0	25	0
11	Indian Bank	0	0	0	75	25	0	75	0	100	0	0	75	25	0	50	75	0
12	Indian Overseas Bank	0	0	0	0	0	0	0	50	25	100	0	25	75	0	0	0	25
13	Oriental Bank of Commerce	0	0	0	0	0	0	0	0	0	0	0	0	0	0	0	0	0
14	Punjab National Bank	0	0	0	0	25	25	0	25	0	0	0	0	0	0	0	0	25
15	Punjab & Sind Bank	0	0	0	0	0	0	0	0	0	0	0	0	0	0	0	0	0
16	Syndicate Bank	0	25	0	50	0	25	0	200	25	0	0	0	25	0	50	25	0
17	UCO Bank	0	0	0	0	0	0	0	0	0	0	0	0	0	0	25	0	25
18	Union Bank Of India	0	0	0	50	0	50	25	0	25	75	0	0	0	0	0	25	50
19	United Bank of India	0	0	0	0	0	0	0	0	0	0	0	0	0	0	0	0	0
20	Vijaya Bank	0	25	0	25	0	0	0	50	25	0	0	0	0	0	25	25	50
21	State Bank of India	0	325	0	325	0	0	0	125	0	0	125	50	175	400	100	500	150
	<b>PUBLIC SECTOR BANKS TOTAL</b>	<b>125</b>	<b>525</b>	<b>0</b>	<b>675</b>	<b>275</b>	<b>325</b>	<b>250</b>	<b>625</b>	<b>500</b>	<b>425</b>	<b>200</b>	<b>250</b>	<b>525</b>	<b>550</b>	<b>450</b>	<b>950</b>	<b>550</b>
22	Axis Bank	0	0	0	0	0	0	0	0	0	0	0	0	0	0	0	0	0
23	Bhandhan Bank	0	0	0	0	0	0	0	0	0	0	0	0	0	0	0	0	0
24	Catholic Syrian Bank	0	0	0	0	0	0	0	0	0	0	0	0	0	0	0	0	0
25	City Union Bank	0	0	0	0	0	0	0	0	0	0	0	0	0	0	0	0	0
26	Development Credit Bank	0	0	0	25	0	0	0	50	25	0	0	0	0	0	0	0	0
27	Dhanalaxmi Bank	0	0	0	0	0	0	0	0	0	0	0	0	0	0	0	0	0
28	Federal Bank	0	0	0	0	0	0	0	0	0	0	0	0	0	0	0	0	0
29	HDFC Bank	0	0	0	100	0	0	0	0	150	0	0	0	25	0	0	25	0
30	ICICI Bank	0	0	0	150	50	0	50	0	100	0	0	0	150	0	200	50	50
31	Indusind Bank	25	0	0	0	0	0	0	0	0	0	0	0	0	0	0	0	0
32	Jammu & Kashmir Bank	0	0	0	0	0	0	0	0	0	0	0	0	0	0	0	0	0
33	Karnataka Bank	0	0	0	0	0	0	0	0	0	0	0	0	0	0	0	0	0
34	Karur Vysya Bank	0	0	0	0	0	0	0	0	0	0	0	0	0	0	0	25	0
35	KBSLAB	0	0	0	0	0	0	0	0	0	0	0	0	0	0	0	0	0
36	Laxmi Vilas Bank	0	0	0	0	0	0	0	0	50	0	0	0	0	0	0	25	0
37	Ratnakar Bank	0	0	0	0	0	0	0	0	0	0	0	0	0	0	0	0	0
38	South Indian Bank	0	0	0	0	0	0	0	0	0	0	0	0	25	0	0	200	0
39	Kotak Mahindra Bank	0	0	0	0	25	25	0	50	25	0	0	25	25	0	0	0	0
40	Yes Bank	0	0	0	0	0	0	0	0	0	0	0	0	0	0	0	0	0
41	Tamilnadu Mer. Bank	0	0	0	0	0	0	0	0	0	0	0	0	0	0	0	0	0
	<b>PRIVATE SECTOR BANKS TOTAL</b>	<b>25</b>	<b>0</b>	<b>0</b>	<b>275</b>	<b>75</b>	<b>25</b>	<b>50</b>	<b>0</b>	<b>350</b>	<b>100</b>	<b>0</b>	<b>0</b>	<b>225</b>	<b>0</b>	<b>200</b>	<b>325</b>	<b>50</b>
	<b>COMMERCIAL BANKS TOTAL</b>	<b>150</b>	<b>525</b>	<b>0</b>	<b>950</b>	<b>350</b>	<b>350</b>	<b>300</b>	<b>625</b>	<b>850</b>	<b>525</b>	<b>200</b>	<b>250</b>	<b>750</b>	<b>550</b>	<b>650</b>	<b>1275</b>	<b>600</b>
42	TS Co-op Apex Bank	50	300	0	275	50	125	25	625	275	250	100	125	25	25	200	0	25
43	A P Mahesh Co-op Bank	0	0	0	0	0	0	0	0	0	0	0	0	0	0	0	0	0
	<b>Co-OPERATIVE BANKS TOTAL</b>	<b>50</b>	<b>300</b>	<b>0</b>	<b>275</b>	<b>50</b>	<b>125</b>	<b>25</b>	<b>625</b>	<b>275</b>	<b>250</b>	<b>100</b>	<b>125</b>	<b>25</b>	<b>25</b>	<b>200</b>	<b>0</b>	<b>25</b>
44	APGVB	0	925	0	0	300	425	275	0	0	1175	0	325	825	0	525	0	625
45	Telangana Grameena Bank	775	0	0	700	0	100	0	625	675	0	425	0	25	700	0	550	0
	<b>REGIONAL RURAL BANKS TOTAL</b>	<b>775</b>	<b>925</b>	<b>0</b>	<b>700</b>	<b>300</b>	<b>525</b>	<b>275</b>	<b>625</b>	<b>675</b>	<b>1175</b>	<b>425</b>	<b>325</b>	<b>850</b>	<b>700</b>	<b>525</b>	<b>550</b>	<b>625</b>
46	APSFC	0	0	0	0	0	0	0	0	0	0	0	0	0	0	0	0	0
	<b>OTHERS TOTAL</b>	<b>0</b>	<b>0</b>	<b>0</b>	<b>0</b>	<b>0</b>	<b>0</b>	<b>0</b>	<b>0</b>	<b>0</b>	<b>0</b>	<b>0</b>	<b>0</b>	<b>0</b>	<b>0</b>	<b>0</b>	<b>0</b>	<b>0</b>
	<b>GRAND TOTAL</b>	<b>975</b>	<b>1750</b>	<b>0</b>	<b>1925</b>	<b>700</b>	<b>1000</b>	<b>600</b>	<b>1875</b>	<b>1800</b>	<b>1950</b>	<b>725</b>	<b>700</b>	<b>1625</b>	<b>1275</b>	<b>1375</b>	<b>1825</b>	<b>1250</b>



SLBC TELANGANA

BANK WISE / DISTRICT WISE TARGETS C

CONVENOR :



ANNEXURE 44

Sl.No	Name of the Bank	Nalgonda	Nirmal	Nizamabad	Peddapalli	Sricilla-rajanna	RR Dist	Sangareddy	siddipet	Suryapet	Vikarabad	Wanaparthy	Warangal rural	Warangal urban	Yadadri	Total
1	Allahabad Bank	0	25	0	0	0	0	50	0	0	0	0	0	25	0	100
2	Andhra Bank	200	150	225	175	125	325	75	225	175	175	100	175	50	75	4300
3	Bank Of Baroda	0	0	25	0	0	50	25	25	0	0	0	0	25	0	200
4	Bank of India	25	0	0	25	0	75	0	0	0	0	0	0	50	0	275
5	Bank of Maharashtra	0	25	0	0	0	0	0	0	0	0	0	0	0	0	125
6	Canara Bank	125	0	25	0	0	200	50	0	125	75	0	50	0	175	1225
7	Central Bank of India	100	0	0	0	0	25	0	25	0	0	0	0	0	75	475
8	Corporation Bank	25	0	75	0	0	150	75	0	0	0	0	75	0	25	475
9	Dena Bank	0	0	25	0	0	50	0	0	0	25	0	0	0	0	100
10	IDBI Bank	25	0	0	0	0	0	25	0	0	0	0	0	25	0	100
11	Indian Bank	25	0	75	50	0	25	25	25	0	0	0	0	0	25	750
12	Indian Overseas Bank	0	0	50	50	50	0	25	0	0	0	25	125	50	25	700
13	Oriental Bank of Commerce	0	0	0	0	0	0	0	0	0	0	0	0	0	0	0
14	Punjab National Bank	75	0	0	0	25	50	0	0	0	0	0	25	0	0	275
15	Punjab & Sind Bank	0	0	0	0	0	25	0	0	0	0	0	0	0	0	25
16	Syndicate Bank	25	0	250	0	0	400	175	50	75	0	0	50	0	0	1450
17	UCO Bank	0	0	0	0	0	25	0	0	0	0	0	0	0	0	75
18	Union Bank Of India	50	25	25	0	0	0	50	25	0	0	0	0	50	0	525
19	United Bank of India	0	0	0	0	0	0	0	0	0	0	0	0	0	0	0
20	Vijaya Bank	0	0	100	0	25	50	25	0	50	25	0	0	0	0	500
21	State Bank of India	1025	350	725	25	25	1675	625	300	125	425	425	50	300	675	9025
	<b>PUBLIC SECTOR BANKS TOTAL</b>	<b>1700</b>	<b>575</b>	<b>1600</b>	<b>325</b>	<b>250</b>	<b>3125</b>	<b>1200</b>	<b>700</b>	<b>550</b>	<b>725</b>	<b>550</b>	<b>550</b>	<b>575</b>	<b>1075</b>	<b>20700</b>
22	Axis Bank	0	0	0	0	0	25	0	0	0	50	0	0	0	25	100
23	Bhandhan Bank	0	0	0	0	0	0	0	0	0	0	0	0	0	0	0
24	Catholic Syrian Bank	0	0	0	0	0	0	0	0	0	0	0	0	0	0	0
25	City Union Bank	0	0	0	0	0	0	0	0	0	0	0	0	0	0	0
26	Development Credit Bank	0	0	25	0	0	0	0	25	0	0	0	0	0	0	150
27	Dhanalaxmi Bank	0	0	0	0	0	0	0	0	0	0	0	0	0	0	0
28	Federal Bank	0	0	0	0	0	0	0	0	0	0	0	0	0	0	0
29	HDFC Bank	0	0	225	0	0	75	25	0	0	0	0	0	75	0	650
30	ICICI Bank	0	0	0	50	50	100	0	100	0	0	0	0	0	0	1100
31	Indusind Bank	25	0	0	0	0	0	0	0	0	0	0	0	0	0	50
32	Jammu & Kashmir Bank	0	0	0	0	0	0	0	0	0	0	0	0	0	0	0
33	Karnataka Bank	0	0	0	0	0	0	0	0	0	0	0	0	0	0	0
34	Karur Vysya Bank	0	0	0	0	0	25	0	0	0	0	0	0	0	0	50
35	KBSLAB	0	0	0	0	0	25	0	0	0	0	0	0	0	0	25
36	Laxmi Vilas Bank	0	0	0	0	0	0	0	25	25	25	0	0	0	0	150
37	Ratnakar Bank	0	0	0	0	0	0	0	0	0	0	0	0	0	0	0
38	South Indian Bank	0	0	0	0	0	250	0	0	0	0	0	0	0	0	475
39	Kotak Mahindra Bank	0	0	100	0	0	0	25	0	0	25	0	25	50	0	375
40	Yes Bank	0	0	0	0	0	0	0	0	0	0	0	0	0	0	0
41	Tamilnadu Mer. Bank	0	0	0	0	0	0	0	0	0	0	0	0	0	0	0
	<b>PRIVATE SECTOR BANKS TOTAL</b>	<b>25</b>	<b>0</b>	<b>350</b>	<b>50</b>	<b>50</b>	<b>500</b>	<b>50</b>	<b>150</b>	<b>25</b>	<b>100</b>	<b>0</b>	<b>25</b>	<b>50</b>	<b>50</b>	<b>3125</b>
	<b>COMMERCIAL BANKS TOTAL</b>	<b>1725</b>	<b>575</b>	<b>1950</b>	<b>375</b>	<b>300</b>	<b>3625</b>	<b>1250</b>	<b>850</b>	<b>575</b>	<b>825</b>	<b>550</b>	<b>575</b>	<b>625</b>	<b>1125</b>	<b>23825</b>
42	TS Co-op Apex Bank	200	50	575	125	150	75	150	125	125	50	25	75	50	100	4350
43	A P Mahesh Co-op Bank	0	0	0	0	0	0	0	0	0	0	0	0	0	0	0
	<b>Co-OPERATIVE BANKS TOTAL</b>	<b>200</b>	<b>50</b>	<b>575</b>	<b>125</b>	<b>150</b>	<b>75</b>	<b>150</b>	<b>125</b>	<b>125</b>	<b>50</b>	<b>25</b>	<b>75</b>	<b>50</b>	<b>100</b>	<b>4350</b>
44	APGVB	1225	0	0	0	0	400	1175	750	700	75	300	325	125	700	11175
45	Telangana Grameena Bank	0	750	1125	475	325	800	0	150	0	500	0	100	0	0	800
	<b>REGIONAL RURAL BANKS TOTAL</b>	<b>1225</b>	<b>750</b>	<b>1125</b>	<b>475</b>	<b>325</b>	<b>1200</b>	<b>1175</b>	<b>900</b>	<b>700</b>	<b>575</b>	<b>300</b>	<b>425</b>	<b>125</b>	<b>700</b>	<b>19975</b>
46	APFSC	0	0	0	0	0	0	0	0	0	0	0	0	0	0	0
	<b>OTHERS TOTAL</b>	<b>0</b>	<b>0</b>	<b>0</b>	<b>0</b>	<b>0</b>	<b>0</b>	<b>0</b>	<b>0</b>	<b>0</b>	<b>0</b>	<b>0</b>	<b>0</b>	<b>0</b>	<b>0</b>	<b>0</b>
	<b>GRAND TOTAL</b>	<b>3150</b>	<b>1375</b>	<b>3650</b>	<b>975</b>	<b>775</b>	<b>4900</b>	<b>2575</b>	<b>1875</b>	<b>1400</b>	<b>1450</b>	<b>875</b>	<b>1075</b>	<b>800</b>	<b>1925</b>	<b>48150</b>

## Bank wise NPAs under MSME sector (Priority &amp; Non-priority) as on 31/12/18


(Rs. In lac)

Sl.No	Name of the Bank	Priority sector		Non-Priority sector		Total NPAs	
		No. of a/c	Amount	No. of a/c	Amount	No. of a/c	Amount
1	Allahabad Bank	152	2161.00	0	0.00	152	2161.00
2	Andhra Bank	13463	102696.38	0	0.00	13463	102696.38
3	Bank Of Baroda	202	22000.00	7	761.50	209	22761.50
4	Bank of India	1752	178034.50	0	0.00	1752	178034.50
5	Bank of Maharashtra	258	7842.00	0	0.00	258	7842.00
6	Canara Bank	3298	41406.35	0	0.00	3298	41406.35
7	Central Bank of India	2767	11338.00	0	0.00	2767	11338.00
8	Corporation Bank	0	0.00	0	0.00	0	0.00
9	Dena Bank	0	0.00	0	0.00	0	0.00
10	IDBI Bank	480	17105.73	9	4116.10	489	21221.83
11	Indian Bank	2226	3504.72	57	628.90	2283	4133.62
12	Indian Overseas Bank	4060	31834.79	0	0.00	4060	31834.79
13	Oriental Bank of Commerce	276	7175.84	0	0.00	276	7175.84
14	Punjab National Bank	1891	14380.00	0	0.00	1891	14380.00
15	Punjab & Sind Bank	0	0.00	0	0.00	0	0.00
16	Syndicate Bank	1259	2315.65	0	0.00	1259	2315.65
17	UCO Bank	545	21953.49	0	0.00	545	21953.49
18	Union Bank Of India	6311	6092.14	0	0.00	6311	6092.14
19	United Bank of India	85	602.42	0	0.00	85	602.42
20	Vijaya Bank	2281	12020.00	0	0.00	2281	12020.00
21	State Bank of India	52524	325500.00	19253	58480.00	71777	383980.00
	<b>PUBLIC SECTOR BANKS TOTAL</b>	<b>93830</b>	<b>807963.01</b>	<b>19326</b>	<b>63986.50</b>	<b>113156</b>	<b>871949.51</b>
22	Axis Bank	59	1805.85	0	0.00	59	1805.85
23	Bhandhan Bank	0	0.00	0	0.00	0	0.00
24	Catholic Syrian Bank	0	0.00	0	0.00	0	0.00
25	City Union Bank	25	1688.57	0	0.00	25	1688.57
26	Development Credit Bank	4	62.56	0	0.00	4	62.56
27	Dhanalaxmi Bank	0	0.00	0	0.00	0	0.00
28	Equitas Bank	150	364.00	0	0.00	150	364.00
29	Federal Bank	31	1436.00	0	0.00	31	1436.00
30	HDFC Bank	991	5295.33	0	0.00	991	5295.33
31	ICICI Bank	197	6425.25	0	0.00	197	6425.25
32	Indusind Bank	1176	380.39	0	0.00	1176	380.39
33	Jammu & Kashmir Bank	26	136.70	0	0.00	26	136.70
34	Karnataka Bank	128	2096.93	0	0.00	128	2096.93
35	Karur Vysya Bank	114	6583.00	0	0.00	114	6583.00
36	KBSLAB	506	154.72	0	0.00	506	154.72
37	Laxmi Vilas Bank	42	779.50	0	0.00	42	779.50
38	Ratnakar Bank	149	295.61	0	0.00	149	295.61
39	South Indian Bank	39	1638.55	0	0.00	39	1638.55
40	Kotak Mahindra Bank	101	2015.92	0	0.00	101	2015.92
41	Yes Bank	6	1842.00	0	0.00	6	1842.00
42	Tamilnadu Mer. Bank	8	31.35	0	0.00	8	31.35
	<b>PRIVATE SECTOR BANKS TOTAL</b>	<b>3752</b>	<b>33032.22</b>	<b>0</b>	<b>0.00</b>	<b>3752</b>	<b>33032.22</b>
	<b>COMMERCIAL BANKS TOTAL</b>	<b>97582</b>	<b>840995.23</b>	<b>19326</b>	<b>63986.50</b>	<b>116908</b>	<b>904981.73</b>
43	TS Co-op Apex Bank	264	176.04	0	0.00	264	176.04
44	A P Mahesh Co-op Bank	152	4498.66	0	0.00	152	4498.66
	<b>Co-OPERATIVE BANKS TOTAL</b>	<b>416</b>	<b>4674.70</b>	<b>0</b>	<b>0.00</b>	<b>416</b>	<b>4674.70</b>
45	APGVB	5602	2484.71	0	0.00	5602	2484.71
46	Telangana Grameena Bank	11655	4603.27	0	0.00	11655	4603.27
	<b>REGIONAL RURAL BANKS TOTAL</b>	<b>17257</b>	<b>7087.98</b>	<b>0</b>	<b>0.00</b>	<b>17257</b>	<b>7087.98</b>
47	APSFC	614	36263.20	0	0.00	614	36263.20
	<b>OTHERS TOTAL</b>	<b>614</b>	<b>36263.20</b>	<b>0</b>	<b>0.00</b>	<b>614</b>	<b>36263.20</b>
	<b>GRAND TOTAL</b>	<b>115869</b>	<b>889021.11</b>	<b>19326</b>	<b>63986.50</b>	<b>135195</b>	<b>953007.61</b>

## BANK-WISE - LOAN ELIGIBILITY CARD HOLDERS (Tenant Farmers) AS ON 31/12/18

Sl.No	Name of the Bank	Outstanding		Disbursement		Overdue			NPAs	
		No. of a/c	Amount	No. of a/c	Amount	No. of a/c	Total Balance in overdue accounts	Actual overdue amount	No. of a/c	Amount
1	Allahabad Bank	0	0.00	0	0.00	0	0.00	0.00	0	0.00
2	Andhra Bank	668	196.44	92	43.04	568	180.74	153.03	242	73.01
3	Bank Of Baroda	45	32.00	9	9.25	35	11.00	4.00	24	20.45
4	Bank of India	0	0.00	0	0.00	0	0.00	0.00	0	0.00
5	Bank of Maharashtra	12	18.00	0	0.00	0	0.00	0.00	0	0.00
6	Canara Bank	54	24.80	0	0.00	25	5.73	4.87	15	17.06
7	Central Bank of India	0	0.00	0	0.00	0	0.00	0.00	0	0.00
8	Corporation Bank	0	0.00	0	0.00	0	0.00	0.00	0	0.00
9	Dena Bank	0	0.00	0	0.00	0	0.00	0.00	0	0.00
10	IDBI Bank	0	0.00	0	0.00	0	0.00	0.00	0	0.00
11	Indian Bank	0	0.00	0	0.00	0	0.00	0.00	0	0.00
12	Indian Overseas Bank	208	45.16	0	0.00	22	2.76	3.00	12	4.00
13	Oriental Bank of Commerce	0	0.00	0	0.00	0	0.00	0.00	0	0.00
14	Punjab National Bank	0	0.00	0	0.00	0	0.00	0.00	0	0.00
15	Punjab & Sind Bank	0	0.00	0	0.00	0	0.00	0.00	0	0.00
16	Syndicate Bank	13914	5908.38	1674	909.99	2296	1104.86	1049.62	2087	1004.42
17	UCO Bank	0	0.00	0	0.00	0	0.00	0.00	0	0.00
18	Union Bank Of India	0	0	0	0	0	0.00	0.00	0	0.00
19	United Bank of India	0	0.00	0	0.00	0	0.00	0.00	0	0.00
20	Vijaya Bank	0	0.00	0	0.00	0	0.00	0.00	0	0.00
21	State Bank of India	12021	9826.00	14	12.00	2804	569.00	232.00	1557	2344.00
	<b>PUBLIC SECTOR BANKS TOTAL</b>	<b>26922</b>	<b>16050.78</b>	<b>1789</b>	<b>974.28</b>	<b>5750</b>	<b>1874.09</b>	<b>1446.52</b>	<b>3937</b>	<b>3462.94</b>
22	Axis Bank	0	0.00	0	0.00	0	0.00	0.00	0	0.00
23	Bhandhan Bank	0	0.00	0	0.00	0	0.00	0.00	0	0.00
24	Catholic Syrian Bank	0	0.00	0	0.00	0	0.00	0.00	0	0.00
25	City Union Bank	0	0.00	0	0.00	0	0.00	0.00	0	0.00
26	Development Credit Bank	0	0.00	0	0.00	0	0.00	0.00	0	0.00
27	Dhanalaxmi Bank	0	0.00	0	0.00	0	0.00	0.00	0	0.00
28	Equitas Bank	0	0.00	0	0.00	0	0.00	0.00	0	0.00
29	Federal Bank	0	0.00	0	0.00	0	0.00	0.00	0	0.00
30	HDFC Bank	0	0.00	0	0.00	0	0.00	0.00	0	0.00
31	ICICI Bank	0	0.00	0	0.00	0	0.00	0.00	0	0.00
32	Indusind Bank	0	0.00	0	0.00	0	0.00	0.00	0	0.00
33	Jammu & Kashmir Bank	0	0.00	0	0.00	0	0.00	0.00	0	0.00
34	Karnataka Bank	0	0.00	0	0.00	0	0.00	0.00	0	0.00
35	Karur Vysya Bank	0	0.00	0	0.00	0	0.00	0.00	0	0.00
36	KBSLAB	0	0.00	0	0.00	0	0.00	0.00	0	0.00
37	Laxmi Vilas Bank	0	0.00	0	0.00	0	0.00	0.00	0	0.00
38	Ratnakar Bank	0	0.00	0	0.00	0	0.00	0.00	0	0.00
39	South Indian Bank	0	0.00	0	0.00	0	0.00	0.00	0	0.00
40	Kotak Mahindra Bank	0	0.00	0	0.00	0	0.00	0.00	0	0.00
41	Yes Bank	0	0.00	0	0.00	0	0.00	0.00	0	0.00
42	Tamilnadu Mer. Bank	0	0.00	0	0.00	0	0.00	0.00	0	0.00
	<b>PRIVATE SECTOR BANKS TOTAL</b>	<b>0</b>	<b>0.00</b>	<b>0</b>	<b>0.00</b>	<b>0</b>	<b>0.00</b>	<b>0.00</b>	<b>0</b>	<b>0.00</b>
	<b>COMMERCIAL BANKS TOTAL</b>	<b>26922</b>	<b>16050.78</b>	<b>1789</b>	<b>974.28</b>	<b>5750</b>	<b>1874.09</b>	<b>1446.52</b>	<b>3937</b>	<b>3462.94</b>
43	TS Co-op Apex Bank	0	0.00	0	0.00	0	0.00	0.00	0	0.00
44	A P Mahesh Co-op Bank	0	0.00	0	0.00	0	0.00	0.00	0	0.00
	<b>Co-OPERATIVE BANKS TOTAL</b>	<b>0</b>	<b>0.00</b>	<b>0</b>	<b>0.00</b>	<b>0</b>	<b>0.00</b>	<b>0.00</b>	<b>0</b>	<b>0.00</b>
45	APGVB	3586	624.75	38.00	12.57	103	24.11	10.09	63	19.46
46	Telangana Grameena Bank	0	0.00	0	0.00	0	0.00	0.00	0	0.00
	<b>REGIONAL RURAL BANKS TOTAL</b>	<b>3586</b>	<b>624.75</b>	<b>38</b>	<b>12.57</b>	<b>103</b>	<b>24.11</b>	<b>10.09</b>	<b>63</b>	<b>19.46</b>
47	APSFC	0	0.00	0	0.00	0	0.00	0.00	0	0.00
	<b>OTHERS TOTAL</b>	<b>0</b>	<b>0.00</b>	<b>0</b>	<b>0.00</b>	<b>0</b>	<b>0.00</b>	<b>0.00</b>	<b>0</b>	<b>0.00</b>
	<b>GRAND TOTAL</b>	<b>30508</b>	<b>16675.53</b>	<b>1827</b>	<b>986.85</b>	<b>5853</b>	<b>1898.20</b>	<b>1456.61</b>	<b>4000</b>	<b>3482.40</b>

SLBC TELANGANA


CONVENOR : 

BANK WISE / DISTRICT WISE NUMBER OF BRANCHES AS ON 31/12/18

ANNEXURE 44

Sl.No	Name of the Bank	Adilabad	Bhadrdrri	Hyderabad	Jagtial	Jangaon	Jayashakar	Jogulamba	Kamareddy	Karimnagar	Khammam	Komaram	Mahabub abad	Mahabuna gar	Mancherial	Medak
1	Allahabad Bank	1	0	13	0	0	0	1	0	1	1	0	0	1	0	0
2	Andhra Bank	4	19	114	15	6	8	8	15	33	27	4	10	16	14	9
3	Bank Of Baroda	1	1	24	1	2	0	0	1	1	1	0	0	1	1	0
4	Bank of India	1	0	20	0	0	0	0	0	1	1	0	1	1	0	0
5	Bank of Maharashtra	5	0	5	0	0	0	0	0	1	1	0	0	1	0	0
6	Canara Bank	3	1	43	3	2	5	3	2	3	4	0	2	4	2	1
7	Central Bank of India	1	2	31	1	2	0	1	1	2	3	0	0	2	1	4
8	Corporation Bank	1	0	23	1	1	0	1	2	2	1	0	1	3	0	1
9	Dena Bank	0	0	12	0	0	0	0	0	1	0	0	0	1	0	0
10	IDBI Bank	1	0	9	1	1	0	0	0	1	2	0	0	1	1	1
11	Indian Bank	1	1	26	5	2	0	2	1	8	2	0	4	2	1	3
12	Indian Overseas Bank	0	3	28	2	1	0	0	3	3	8	1	2	4	1	1
13	Oriental Bank of Commerce	0	0	21	1	0	0	0	0	1	1	0	0	2	1	0
14	Punjab National Bank	1	1	31	0	2	2	0	1	1	1	0	0	2	1	1
15	Punjab & Sind Bank	0	0	7	0	0	0	0	0	0	0	0	0	0	0	0
16	Syndicate Bank	1	2	39	2	0	2	1	12	3	2	0	1	3	0	2
17	UCO Bank	1	0	13	0	0	0	0	0	1	1	0	0	2	0	1
18	Union Bank Of India	1	0	25	5	0	2	1	1	6	4	0	0	2	1	0
19	United Bank of India	0	0	7	0	0	0	0	0	1	1	0	0	1	0	0
20	Vijaya Bank	1	3	29	2	0	0	0	1	3	3	0	0	1	1	1
21	State Bank of India	3	41	147	34	35	4	6	40	45	46	10	5	16	28	66
	<b>PUBLIC SECTOR BANKS TOTAL</b>	<b>27</b>	<b>74</b>	<b>667</b>	<b>73</b>	<b>54</b>	<b>23</b>	<b>24</b>	<b>80</b>	<b>118</b>	<b>110</b>	<b>15</b>	<b>26</b>	<b>66</b>	<b>53</b>	<b>91</b>
22	Axis Bank	1	3	40	1	1	1	1	1	3	4	0	1	1	2	1
23	Bhandhan Bank	0	0	8	0	0	0	0	0	0	0	0	0	0	0	3
24	Catholic Syrian Bank	0	0	3	0	0	0	0	0	0	0	0	0	0	0	0
25	City Union Bank	3	0	11	0	0	0	0	0	2	1	0	0	1	0	0
26	Development Credit Bank	1	0	4	1	0	0	0	0	3	2	0	0	1	1	0
27	Dhanalaxmi Bank	0	0	4	0	0	0	0	0	0	1	0	0	0	0	0
28	Equitas Bank	0	0	6	0	0	0	0	0	0	0	0	0	0	0	0
29	Federal Bank	0	0	6	0	0	0	0	0	0	0	0	0	0	0	0
30	HDFC Bank	1	3	53	7	1	1	2	2	10	4	0	1	3	3	4
31	ICICI Bank	2	1	46	7	3	0	3	1	9	2	0	0	8	1	9
32	Indusind Bank	1	1	22	0	0	0	1	0	4	1	0	1	3	1	2
33	Jammu & Kashmir Bank	0	0	3	0	0	0	0	0	0	0	0	0	0	0	0
34	Karnataka Bank	0	0	7	0	0	0	0	0	1	1	0	0	1	0	0
35	Karur Vysya Bank	2	2	13	1	0	0	0	1	2	1	0	0	2	1	1
36	KBSLAB	0	0	0	0	0	0	2	0	0	0	0	0	3	0	0
37	Laxmi Vilas Bank	1	0	11	1	1	1	0	0	2	3	1	0	2	2	0
38	Ratnakar Bank	0	0	4	0	0	0	0	0	0	0	0	0	0	0	0
39	South Indian Bank	0	0	7	0	0	0	0	0	1	0	0	0	1	1	0
40	Kotak Mahindra Bank	0	1	22	0	1	1	1	2	5	3	0	0	2	1	0
41	Yes Bank	0	0	14	0	0	0	0	0	0	0	0	0	0	0	0
42	Tamilnadu Mer. Bank	0	0	6	0	0	0	0	0	0	0	0	0	0	0	0
	<b>PRIVATE SECTOR BANKS TOTAL</b>	<b>12</b>	<b>11</b>	<b>290</b>	<b>18</b>	<b>7</b>	<b>4</b>	<b>10</b>	<b>7</b>	<b>42</b>	<b>23</b>	<b>1</b>	<b>3</b>	<b>28</b>	<b>13</b>	<b>20</b>
	<b>COMMERCIAL BANKS TOTAL</b>	<b>39</b>	<b>85</b>	<b>957</b>	<b>91</b>	<b>61</b>	<b>27</b>	<b>34</b>	<b>87</b>	<b>160</b>	<b>133</b>	<b>16</b>	<b>29</b>	<b>94</b>	<b>66</b>	<b>111</b>
43	TS Co-op Apex Bank	12	17	45	15	3	6	4	29	20	26	6	7	7	9	12
44	A.P. Mahesh Co-op Bank	0	0	24	0	0	0	0	0	1	1	0	0	0	0	0
	<b>Co-OPERATIVE BANKS TOTAL</b>	<b>12</b>	<b>17</b>	<b>69</b>	<b>15</b>	<b>3</b>	<b>6</b>	<b>4</b>	<b>29</b>	<b>21</b>	<b>27</b>	<b>6</b>	<b>7</b>	<b>7</b>	<b>9</b>	<b>12</b>
45	APGVB	0	40	0	0	12	17	11	0	0	54	0	13	37	0	21
46	Telangana Grameena Bank	35	0	14	28	0	5	0	26	32	0	19	0	1	33	0
	<b>REGIONAL RURAL BANKS TOTAL</b>	<b>35</b>	<b>40</b>	<b>14</b>	<b>28</b>	<b>12</b>	<b>22</b>	<b>11</b>	<b>26</b>	<b>32</b>	<b>54</b>	<b>19</b>	<b>13</b>	<b>38</b>	<b>33</b>	<b>21</b>
47	APSF	1	0	1	0	0	0	0	0	1	1	0	0	1	0	2
	<b>OTHERS TOTAL</b>	<b>1</b>	<b>0</b>	<b>1</b>	<b>0</b>	<b>0</b>	<b>0</b>	<b>0</b>	<b>0</b>	<b>1</b>	<b>1</b>	<b>0</b>	<b>0</b>	<b>1</b>	<b>0</b>	<b>2</b>
	<b>GRAND TOTAL</b>	<b>87</b>	<b>142</b>	<b>1041</b>	<b>134</b>	<b>76</b>	<b>55</b>	<b>49</b>	<b>142</b>	<b>214</b>	<b>215</b>	<b>41</b>	<b>49</b>	<b>140</b>	<b>108</b>	<b>146</b>

SLBC TELANGANA

CONVENOR : 

BANK WISE / DISTRICT WISE NUMBER C

ANNEXURE 44

Sl.No	Name of the Bank	Medchal	Nagarkurnool	Nalgonda	Nirmal	Nizamabad	Peddapalli	Sricillalrajanna	RR Dist	Sangareddy	siddipet	Suryapet	Vikarabad	Wanaparthy	Warangal rural	Warangal urban	Yadadri	Total	
1	Allahabad Bank	6	0	2	1	1	0	1	5	3	0	0	0	0	0	1	3	0	41
2	Andhra Bank	66	10	20	9	30	16	10	69	18	17	16	11	10	27	9	7	647	
3	Bank Of Baroda	12	0	3	1	3	1	1	11	3	2	2	1	0	0	4	0	78	
4	Bank of India	14	0	2	1	2	1	0	13	2	1	2	0	0	0	3	0	66	
5	Bank of Maharashtra	4	0	0	1	1	0	0	6	0	0	1	0	0	0	1	0	27	
6	Canara Bank	24	1	10	1	5	1	1	27	5	3	9	5	0	3	8	11	192	
7	Central Bank of India	10	1	6	0	1	0	0	6	4	2	2	1	0	1	4	6	95	
8	Corporation Bank	13	0	4	1	5	1	0	7	5	1	3	0	0	3	2	2	84	
9	Dena Bank	2	0	0	0	2	0	0	5	0	0	0	2	0	0	1	0	26	
10	IDBI Bank	8	0	3	0	1	0	0	7	2	1	0	0	0	0	2	0	42	
11	Indian Bank	15	0	3	1	7	5	1	16	2	2	3	0	0	0	5	2	120	
12	Indian Overseas Bank	13	1	3	1	4	4	2	10	4	1	2	0	2	5	6	1	116	
13	Oriental Bank of Commerce	10	0	1	0	1	0	0	5	1	1	1	0	0	0	2	0	49	
14	Punjab National Bank	6	1	5	0	3	0	2	8	3	2	1	0	0	1	3	1	80	
15	Punjab & Sind Bank	1	0	0	0	0	0	0	0	0	0	0	0	0	0	1	0	9	
16	Syndicate Bank	26	0	4	0	15	0	0	44	11	2	5	1	0	2	3	1	184	
17	UCO Bank	4	1	2	0	1	0	0	5	2	1	1	0	1	0	1	0	38	
18	Union Bank Of India	7	2	4	2	3	0	0	2	2	2	1	0	0	0	5	0	78	
19	United Bank of India	3	0	1	0	1	0	0	3	1	0	0	0	0	0	1	0	20	
20	Vijaya Bank	7	3	2	0	7	0	2	10	4	1	5	2	1	2	1	0	91	
21	State Bank of India	31	11	75	25	46	4	3	180	48	31	10	26	29	3	50	46	1144	
	<b>PUBLIC SECTOR BANKS TOTAL</b>	<b>282</b>	<b>31</b>	<b>150</b>	<b>44</b>	<b>139</b>	<b>33</b>	<b>23</b>	<b>439</b>	<b>120</b>	<b>70</b>	<b>64</b>	<b>49</b>	<b>43</b>	<b>48</b>	<b>114</b>	<b>77</b>	<b>3227</b>	
22	Axis Bank	23	1	2	1	3	2	1	18	4	1	2	3	1	4	0	2	129	
23	Bhandhan Bank	0	0	0	0	0	0	0	8	0	0	0	0	0	0	0	0	19	
24	Catholic Syrian Bank	0	0	0	0	0	0	0	0	0	0	0	0	0	0	0	0	3	
25	City Union Bank	0	0	1	0	2	0	0	8	0	0	0	0	0	0	1	0	30	
26	Development Credit Bank	3	0	0	1	1	0	0	3	0	1	1	0	0	0	2	0	25	
27	Dhanalaxmi Bank	0	0	0	0	1	0	0	0	0	0	0	0	0	0	0	0	6	
28	Equitas Bank	0	0	0	0	0	0	0	0	0	0	0	0	0	0	0	0	6	
29	Federal Bank	4	0	0	0	0	0	0	4	1	0	0	0	0	0	1	0	16	
30	HDFC Bank	34	2	3	2	14	4	2	29	4	2	3	2	1	2	5	3	207	
31	ICICI Bank	25	3	3	3	4	4	3	32	3	5	3	2	1	3	1	1	188	
32	Indusind Bank	3	2	5	0	1	1	0	5	2	2	1	1	0	1	1	2	64	
33	Jammu & Kashmir Bank	0	0	0	0	0	0	0	0	0	0	0	0	0	0	0	0	3	
34	Karnataka Bank	4	0	1	0	1	0	0	7	0	0	0	0	0	0	1	0	24	
35	Karur Vysya Bank	11	1	2	0	1	0	0	9	2	1	1	0	1	0	3	1	59	
36	KBSLAB	1	1	0	0	0	0	0	3	0	0	0	2	2	0	0	0	14	
37	Laxmi Vilas Bank	8	0	2	0	1	0	1	4	2	1	2	2	0	0	3	0	51	
38	Ratnakar Bank	0	0	0	0	0	0	0	0	0	0	0	0	0	0	0	0	4	
39	South Indian Bank	16	0	0	0	0	0	0	13	0	0	0	0	0	0	1	0	40	
40	Kotak Mahindra Bank	8	0	1	0	6	0	0	11	6	1	0	1	0	2	9	0	84	
41	Yes Bank	1	0	0	0	0	0	0	2	0	0	1	0	0	0	1	0	19	
42	Tamilnadu Mer. Bank	0	0	1	0	0	0	0	0	0	0	1	0	0	0	0	0	8	
	<b>PRIVATE SECTOR BANKS TOTAL</b>	<b>141</b>	<b>10</b>	<b>21</b>	<b>7</b>	<b>35</b>	<b>11</b>	<b>7</b>	<b>156</b>	<b>24</b>	<b>14</b>	<b>15</b>	<b>13</b>	<b>6</b>	<b>12</b>	<b>29</b>	<b>9</b>	<b>999</b>	
	<b>COMMERCIAL BANKS TOTAL</b>	<b>423</b>	<b>41</b>	<b>171</b>	<b>51</b>	<b>174</b>	<b>44</b>	<b>30</b>	<b>595</b>	<b>144</b>	<b>84</b>	<b>79</b>	<b>62</b>	<b>49</b>	<b>60</b>	<b>143</b>	<b>86</b>	<b>4226</b>	
43	TS Co-op Apex Bank	6	5	13	9	34	10	11	15	17	12	9	6	3	5	5	8	386	
44	A.P. Mahesh Co-op Bank	6	0	0	0	0	0	0	5	0	0	0	0	0	0	1	0	38	
	<b>Co-OPERATIVE BANKS TOTAL</b>	<b>12</b>	<b>5</b>	<b>13</b>	<b>9</b>	<b>34</b>	<b>10</b>	<b>11</b>	<b>20</b>	<b>17</b>	<b>12</b>	<b>9</b>	<b>6</b>	<b>3</b>	<b>5</b>	<b>6</b>	<b>8</b>	<b>424</b>	
45	APGVB	0	25	56	0	0	0	0	16	53	30	32	3	12	13	20	28	493	
46	Telangana Grameena Bank	29	0	0	31	50	19	15	41	0	7	0	24	0	5	0	0	414	
	<b>REGIONAL RURAL BANKS TOTAL</b>	<b>29</b>	<b>25</b>	<b>56</b>	<b>31</b>	<b>50</b>	<b>19</b>	<b>15</b>	<b>57</b>	<b>53</b>	<b>37</b>	<b>32</b>	<b>27</b>	<b>12</b>	<b>18</b>	<b>20</b>	<b>28</b>	<b>907</b>	
47	APSFC	0	0	1	0	1	0	0	2	0	0	0	0	0	0	1	0	12	
	<b>OTHERS TOTAL</b>	<b>0</b>	<b>0</b>	<b>1</b>	<b>0</b>	<b>1</b>	<b>0</b>	<b>0</b>	<b>2</b>	<b>0</b>	<b>0</b>	<b>0</b>	<b>0</b>	<b>0</b>	<b>0</b>	<b>1</b>	<b>0</b>	<b>12</b>	
	<b>GRAND TOTAL</b>	<b>464</b>	<b>71</b>	<b>241</b>	<b>91</b>	<b>259</b>	<b>73</b>	<b>56</b>	<b>674</b>	<b>214</b>	<b>133</b>	<b>120</b>	<b>95</b>	<b>64</b>	<b>83</b>	<b>170</b>	<b>122</b>	<b>5569</b>	